

TiLite T SERIES Order Form

Effective August 23, 2017 (New Items in Red)

DUAL-TUBE RIGID FRAME

Page 1 of 8

DEALER INFORMATION		RTS INFORMATION	
Dealer:	Account #:	RTS:	Phone:
PO:	Ordered By:	Email:	
Email:		SHIP TO INFORMATION	
Mark For:		Name:	Ship Via:
TiLite Sales Rep:		Address:	
TiLite Information:	Promo Code:	City:	State: Zip:
Ship Date:	Order #:	Phone:	Fax:

Please Email or Fax to the TiLite Customer Service Team at orders@tilite.com or 866.586.2413 / 509.586.2413



FRAME STYLE

- ATFS1 ☐ **Aero T Aluminum Frame** (Full Adjustability. 265 Pound Weight Limit. For Rear Seat Width **A** and Seat Depth **B** of 15" or greater, use K0005. For Rear Seat Width **A** and Seat Depth **B** of less than 15", use E1235.)..... **\$2,860 K0005**
- TAFS1 ☐ **TRA Titanium Frame** (Full Adjustability. 265 Pound Weight Limit. For Rear Seat Width **A** and Seat Depth **B** of 15" or greater, use K0005. For Rear Seat Width **A** and Seat Depth **B** of less than 15", use E1235.)..... **\$1,350**
- TRFS1 ☐ **TR Titanium Frame Ultimate TiFIT** (TRA Titanium Frame Upgrade required. Minimal Adjustability. 265 Pound Weight Limit.)..... **\$240**

TILITE SPECIAL EDITIONS If selecting one of the TiLite Special Edition Upgraded Component Packages, you must still fill out the entire order form. Edition options will override inconsistent selections. Options cannot be added or deleted.

CE1 ☐ Carbon Edition

- ACB1 ROHO AGILITY™ Carbon Back Upgrade (Click here to view the TiLite Seating Order Form.)..... **\$1,130**
- TSB5 Carbon Fiber TiShaft™ Back Release Bar (Not available with Non-Folding, Fixed Height Titanium Back.)..... **\$70**
- TRW16 Spinergy Carbon Blade (Not available with Heavy Duty Frame, Natural-Fit or Natural-Fit LT with Standard Grip or Super Grip.)..... **\$1,435**
- Side Guards** (Please select one style on page 6 or 7)
- TSDG7 Rigid Removable..... **\$300**
- TSDG8 Quad Removable w/Hole..... **\$310**
- TSDG11 Fendered Adjustable (Available with 24" and 25" Rear Wheels. Requires Rear Seat Height **D** of 14.5" to 18.5".)..... **\$545**
- TSDG12 Fendered Removable..... **\$440**
- Retail: \$3,125 - \$3,370**
- Carbon Edition Price: \$2,750**

TP1 ☐ SuperLite Edition

- TFTR2 Titanium Open Loop Footrest **\$245**
- OR**
- TFTR1 Titanium Footrest w/Flat ABS Cover..... **\$190**
- Seat Back Type**
- TSB2 Folding Titanium Back..... **\$245**
- OR**
- TSB15 Non-Folding, Fixed Height Titanium Back..... **\$275**
- TSB5 Carbon Fiber TiShaft™ Back Release Bar (Not available with Non-Folding, Fixed Height Titanium Back.)..... **\$70**
- TGBR6 Titanium Camber Tube or Aluminum Camber Tube..... **\$190**
- TFK2 TiLite Slipstream Single-Sided Fork..... **\$165**
- TTFS1 Titanium Fork Stem..... **\$55**
- Retail: \$915 - \$1,000**
- SuperLite Edition Price: \$835**

TP5 ☐ Black Edition Not available with Aero T Frame. (Black Edition includes: Black Lava Frame Color, Black Anodize Package, LiteSpeed

Front Wheels (Must Choose Front Wheel Size, Carbon Fiber TiShaft™ Back Release Bar and TiLite Slipstream Single-Sided Fork.) **\$1,050**

Exclusive To The Black Edition

☐ Black on Black Tattoo

- Black Lava Footrest
- Carbon Fiber Backrest Stripe with Black TiLite Logo
- Stainless Quick Release Axles with Black TiLite Tattoo



THDR1 ☐ Heavy Duty Frame Not Available with TR Titanium Frame (350 Pound Weight Limit. No charge when 20" Rear Seat Width **A** and 20" Seat Depth **B** are selected. Includes Tension Adjustable by Straps Back Upholstery. Requires Folding Aluminum Adjustable Height Backrest, Billet Aluminum Front Wheels, Shadow or Spinergy SPOX Rear Wheels. LX Rear Wheels only available with 0 or 2 degree camber. Not available with SuperLite Edition, Slipstream Fork, Velcro Adjustable

Upholstery, Open Loop Footrest, V-Front Taper or Glide™ Forks.)..... **\$420**

TQST1 ☐ Q'Straint Adaptable Frame (350 Pound Weight Limit. No charge when 20" Rear Seat

Width **A** and 20" Seat Depth **B** are selected. Includes Tension Adjustable by Straps Back Upholstery. Requires Folding Aluminum Adjustable Height Backrest, Billet Aluminum Front Wheels, Shadow or Spinergy SPOX Rear Wheels. LX Rear Wheels. only available with 0 or 2 degree camber. Not available with SuperLite Edition, Slipstream Fork, Velcro Adjustable

Upholstery, Open Loop Footrest, V-Front Taper or Glide™ Forks.)..... **\$420**



permobilus.com
2701 West Court Street | Pasco, Washington 99301
509.586.6117 Tel | 800.545.2266 Toll-Free
509.586.2413 Fax | 866.586.2413 Toll-Free Fax

TiLite® OF0029_T_Series_0517RevJ

FRAME STYLE

- TPWR1 ☐ **Power Adaptable Frame for Frank Mobility System** (No charge when 20" Rear Seat Width **A** and 20" Seat Depth **B** are selected. Requires LiteSpeed Billet Aluminum Front Wheels and 0 degree camber. Not available with Single-sided Forks, or Titanium Camber Tubes.).....\$330
- TRFR1 ☐ **Reinforced Frame** (No charge when 20" Rear Seat Width **A** and 20" Seat Depth **B** are selected.).....\$330

FRAME FINISHES

- TFF1 ☐ **Satin** (Available with Titanium Frame only.).....STD
- TSCBT1 ☐ **Satin Finish Buffing Pads**.....\$15
- TFF2 ☐ **Polished**.....\$715
- TFF3 ☐ **Tattooed Titanium™** (Tattoos on front frame tubes. Titanium frame finished in Satin. Aluminum Frame tattooed in blasted aluminum with clear coat. Click on the images below to view the Tattoos online.).....\$325
- TFF31 ☐ **The King of Rock**
- TFF32 ☐ **Aloha**
- TFF33 ☐ **Snow Leopard**
- TFF34 ☐ **Wood Grain**



- | | | | |
|--------------------------|--|---|--|
| High Gloss Paint | TFF8 <input type="checkbox"/> Super Wet Black | TFF10 <input type="checkbox"/> TiLite Red | TFF29 <input type="checkbox"/> Neon Pink |
| | TFF35 <input type="checkbox"/> Burgundy | | |
| Metallic Paint | TFF14 <input type="checkbox"/> Ocean Blue Metallic | TFF15 <input type="checkbox"/> Tangerine Metallic | TFF16 <input type="checkbox"/> Salsa Red Metallic |
| | TFF30 <input type="checkbox"/> Acid Green Metallic | | |
| Pearlescent Paint | TFF17 <input type="checkbox"/> Midnight Blue Pearl | TFF18 <input type="checkbox"/> White Pearl | |
| Matte Paint | TFF19 <input type="checkbox"/> Black Lava | TFF20 <input type="checkbox"/> Deep Blue Ice | TFF27 <input type="checkbox"/> Titanium Grey |
| Candy Paint | TFF22 <input type="checkbox"/> Ruby Red | TFF23 <input type="checkbox"/> Azure Blue | TFF25 <input type="checkbox"/> Electric Plum.....STD |

COLOR ANODIZE PACKAGE

(Color Anodize Package includes: Aluminum Camber Tube (Color Anodize not available with Power Adaptable Camber Tube), Camber Mount, Footrest Clamp, Caster Mount, Caster Fork, Caster Cap and Agility Carbon Backrest Clamps if selected. If no anodize color is selected, the default will be black.)

- TANO1 ☐ Black.....STD
- TANO5 ☐ Sapphire TANO3 ☐ Red Pepper TANO6 ☐ Burnt Orange
- TANO8 ☐ Ultraviolet TANO9 ☐ Fuchsia.....\$165

TIFIT®: TAILORED INDIVIDUALIZED FRAME

REAR SEAT WIDTH **A** Measure from outside of seat tube at back post to the outside of the opposite seat tube at back post.

- TSW1 ☐ 12" ☐ 13" ☐ 14" ☐ 15" ☐ 16" ☐ 17" ☐ 18" ☐ 19".....STD
- TSW2 ☐ 20" (HCPCS code only applies to 20" Rear Seat Width **A**.).....\$480 E2201

FRONT SEAT WIDTH (SEAT TAPER) **I** Measure from inside of front frame tube to inside of opposite front frame tube. (Required with V-Front End **V**. Not Available with Standard Front End **I**.)

- TFSW1 ☐ No Taper (2" Narrower than Rear Seat Width **A**.).....STD
- TFSW2 ☐ 1" Taper (3" Narrower than Rear Seat Width **A**. Includes Tension Adjustable by Straps Seat Upholstery.).....\$270
- TFSW4 ☐ 2" Taper (4" Narrower than Rear Seat Width **A**. Includes Tension Adjustable by Straps Seat Upholstery.).....\$270
- TFSW6 ☐ 3" Taper (5" Narrower than Rear Seat Width **A**. Includes Tension Adjustable by Straps Seat Upholstery. Not available with 12" Seat Width.).....\$270

SEAT DEPTH **B** Measure from front of back post to the front edge of seat sling. Frame bend will start .5" in front of seat sling unless Custom Frame Depth is specified or the combination of specifications affect the rolling dynamics of the chair.

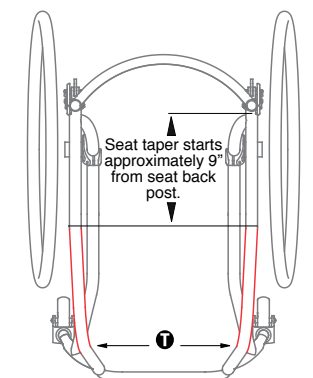
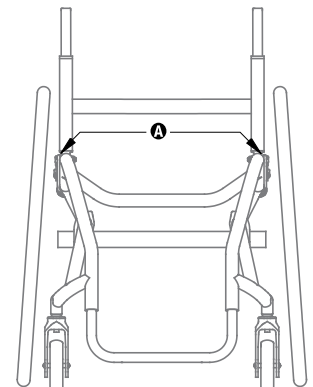
- TSD1 ☐ 12" ☐ 13" ☐ 14" ☐ 15" ☐ 16" ☐ 17" ☐ 18" ☐ 19".....STD
- TSD2 ☐ 20".....\$505 E2203
- TSD3 ☐ Custom Frame Depth: _____" Frame Depth Longer or Shorter Than Seat Depth (Measure from front of seat sling to beginning of frame bend. Specifications can be given as specific as 1/4" increments. A negative Custom Frame Depth requires Tension Adjustable by Strap seat upholstery. A Custom Frame Depth of 20" is \$490.).....NCO

ERGONOMIC SEAT **I** Measure from front of back post to beginning of upward bend of seat tube. (Not available with Aero T, TRA, Tension Adjustable Bolt On Seat Upholstery or G10 Solid Seat.)

- TERG1 ☐ 4" ☐ 5" ☐ 6" ☐ 7" ☐ 8" ☐ 9" ☐ 10".....\$330

FRONT SEAT HEIGHT **C** Measure from floor to top of seat tube at front edge of seat sling.

- TFSH1 ☐ 15" ☐ 15.5" ☐ 16" ☐ 16.5" ☐ 17" ☐ 17.5" ☐ 18" ☐ 18.5" ☐ 19" ☐ 19.5" ☐ 20" ☐ 20.5" ☐ 21".....STD



TIFIT®: TAILORED INDIVIDUALIZED FRAME

REAR SEAT HEIGHT ① Measure from floor to top of seat tube at back post.

REAR SEAT HEIGHT RANGES

Rear Wheel Size Rear Seat Height ①

20"	12.5"- 21"	TRSH1	<input type="checkbox"/> 12.5"	<input type="checkbox"/> 13"	<input type="checkbox"/> 13.5"	<input type="checkbox"/> 14"
22"	13.5"- 21"		<input type="checkbox"/> 14.5"	<input type="checkbox"/> 15"	<input type="checkbox"/> 15.5"	<input type="checkbox"/> 16"
24"	14.5"- 21"		<input type="checkbox"/> 16.5"	<input type="checkbox"/> 17"	<input type="checkbox"/> 17.5"	<input type="checkbox"/> 18"
25"	15.0"- 21"		<input type="checkbox"/> 18.5"	<input type="checkbox"/> 19"	<input type="checkbox"/> 19.5"	<input type="checkbox"/> 20"
26"	15.5"- 21"		<input type="checkbox"/> 20.5"	<input type="checkbox"/> 21"STD	

FRONT ANGLE ① Measure from frame front to floor.

TFA1 ☐ 60° (TR only) ☐ 65° (TR only) ☐ 70° ☐ 75° ☐ 80°
☐ 85° (Not available with 6" Front Wheels.) ☐ 90° (Not available with 5" or 6" Front Wheels.).....STD

SEAT TO FOOTREST ③/FOOTRESTS Measure from front edge of seat sling to top rear of footrest.

Standard Footrests Measurement must be at least 2" shorter than Front Seat Height ③.

☐ 13.5" ☐ 14" ☐ 14.5" ☐ 15" ☐ 15.5" ☐ 16" ☐ 16.5" ☐ 17"
☐ 17.5" ☐ 18" ☐ 18.5" ☐ 19"

TFTR3 ☐ Angle Adjustable FootrestSTD

TFTR1 ☐ Titanium Footrest w/Flat ABS Cover.....\$190

TFTR2 ☐ Titanium Open Loop Footrest\$245

TFTR12 ☐ Flip-Back Footrest (Not available with ABS Cover with 2" Sides or Front Roller.).....\$215 K0040, K0045

High Mount Footrest

☐ 7"-9" ☐ 9"-11" ☐ 11"-13" Set at _____ (Use 1/2" increments)

TFTR4 ☐ Angle Adjustable High Mount Footr.....\$95 K0040

TFTR14 ☐ ABS Cover w/2" Sides (Not available with Flip-Back Footrest.).....\$105 K0041

FOOTREST WIDTH ① or ② Select either a Standard Front End ① if no Seat Taper ① is selected on page 2 or a V-Front End ② if a Seat Taper ① is selected on page 2.

TFE1 **STANDARD FRONT END ①** Find your Rear Seat Width ① in the Chart below and select one of the options to the right. Measure from inside of front frame tube to inside of opposite front frame tube.STD

REAR SEAT WIDTH ① (Outside Measurement)	FOOTREST WIDTH ①		
	No Taper (2" Narrower than Rear Seat Width)	2" Taper (4" Narrower than Rear Seat Width)	4" Taper (6" Narrower than Rear Seat Width)
12"	<input type="checkbox"/> 10"	<input type="checkbox"/> 8"	
13"	<input type="checkbox"/> 11"	<input type="checkbox"/> 9"	
14"	<input type="checkbox"/> 12"	<input type="checkbox"/> 10"	<input type="checkbox"/> 8"
15"	<input type="checkbox"/> 13"	<input type="checkbox"/> 11"	<input type="checkbox"/> 9"
16"	<input type="checkbox"/> 14"	<input type="checkbox"/> 12"	<input type="checkbox"/> 10"
17"	<input type="checkbox"/> 15"	<input type="checkbox"/> 13"	<input type="checkbox"/> 11"
18"	<input type="checkbox"/> 16"	<input type="checkbox"/> 14"	<input type="checkbox"/> 12"
19"	<input type="checkbox"/> 17"	<input type="checkbox"/> 15"	<input type="checkbox"/> 13"
20"	<input type="checkbox"/> 18"	<input type="checkbox"/> 16"	<input type="checkbox"/> 14"

TFE1 ☐ NO V-Front TaperNCO

OR

TFE2 **V-FRONT END ②** Measure from inside of front frame tube to inside of opposite front frame tube 2-1/2" above footrest. (Titanium Footrests have 1" of adjustment up and down.).....\$280

☐ 8" ☐ 8.5" ☐ 9" ☐ 9.5" ☐ 10" ☐ 10.5" ☐ 11" ☐ 11.5"
☐ 12" ☐ 12.5" ☐ 13" ☐ 13.5" ☐ 14" ☐ 14.5" ☐ 15" ☐ 15.5"
☐ 16" ☐ 16.5" ☐ 17" ☐ 17.5"

SEAT BACK TYPE/PUSH HANDLES/SEAT BACK HEIGHT ④ Measure from top of back post to top of seat tube at rear of frame.

SEAT BACK TYPE

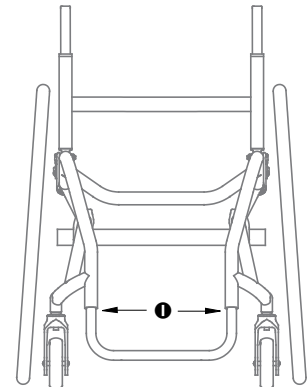
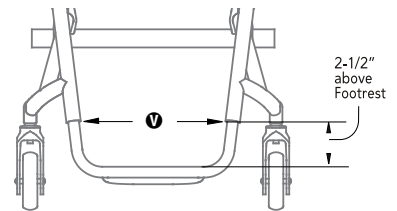
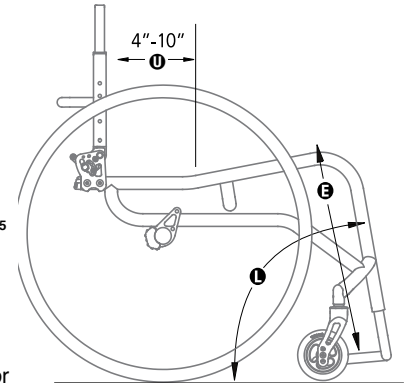
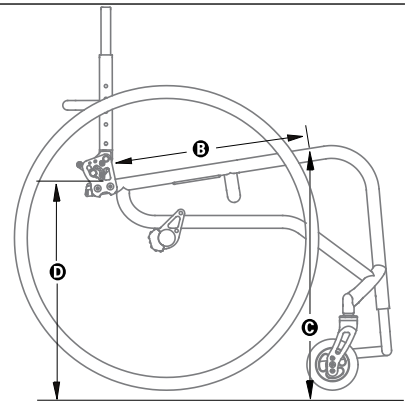
TSB1 ☐ Folding Aluminum Adjustable Height.....NCO

TSB2 ☐ Folding Titanium Adjustable Height with New Rounded Rigidizer Bar

(Titanium back will match Frame Finish. Not available with Bolt-On Push Handles.).....\$245

TSB15 ☐ Non-Folding, Fixed Height Titanium with New Rounded Rigidizer Bar

(Not Available with Aero T or TRA. Titanium back will match Frame Finish. Not available with Push Handles.).....\$275



TIFIT®: TAILORED INDIVIDUALIZED FRAME

TISHAFT™ BACK RELEASE BARS (Not available with Non-Folding, Fixed Height Titanium Back.)

TSB3 <input type="checkbox"/> Aluminum	STD
TSB4 <input type="checkbox"/> Titanium.....	\$70
TSB5 <input type="checkbox"/> Carbon Fiber.....	\$70

PUSH HANDLES

TSB6 <input type="checkbox"/> Integrated Push Handles.....	NCO
TSB7 <input type="checkbox"/> Integrated Fold-Down Push Handles (Requires Tension Adjustable by Straps Back Upholstery.).....	\$110
TSB8 <input type="checkbox"/> Bolt-On Push Handles (Includes 4" Deep Backrest Rigidizer Bar. Not available with Ti Back.).....	\$190
TSB9 <input type="checkbox"/> Bolt-On Height-Adjustable Push Handles (Includes 4" Deep Backrest Rigidizer Bar. Not available with Ti Back.).....	\$325

FOLDING SEAT BACK HEIGHT ⑤ (TSB1 and TSB2)

Push Handles (Selected Above)	Short	Medium	Tall	Set at: (Use 1/2" increments)
None / Bolt-On	<input type="checkbox"/> 8.5" - 11.5"	<input type="checkbox"/> 12" - 16.5"	<input type="checkbox"/> 16" - 20.5"	Set at: _____
Integrated	<input type="checkbox"/> 10.5" - 12.5"	<input type="checkbox"/> 13.5" - 16.5"	<input type="checkbox"/> 17.5" - 20.5"	Set at: _____
Integrated Fold-Down	<input type="checkbox"/> 13" - 15.5"	<input type="checkbox"/> 14.0" - 18.5"	<input type="checkbox"/> 18.5" - 21"	Set at: _____

NON-FOLDING, FIXED-HEIGHT ⑥ TITANIUM SEAT BACK with New Rounded Rigidizer Bar (TSB15) (Titanium back will match Frame Finish. Required for fixed Side Guards. Not available with Swing Away Tubular or Swing Away - Flip Back Tubular Armrests and Integrated Push Handles, Integrated Fold-Down Push Handles or Bolt-On Height Adjustable Push Handles.)

<input type="checkbox"/> 5"	<input type="checkbox"/> 5.5"	<input type="checkbox"/> 6"	<input type="checkbox"/> 6.5"	<input type="checkbox"/> 7"	<input type="checkbox"/> 7.5"	<input type="checkbox"/> 8"	<input type="checkbox"/> 8.5"	<input type="checkbox"/> 9"	<input type="checkbox"/> 9.5"	<input type="checkbox"/> 10"
<input type="checkbox"/> 10.5"	<input type="checkbox"/> 11"	<input type="checkbox"/> 11.5"	<input type="checkbox"/> 12"	<input type="checkbox"/> 12.5"	<input type="checkbox"/> 13"	<input type="checkbox"/> 13.5"	<input type="checkbox"/> 14"	<input type="checkbox"/> 14.5"	<input type="checkbox"/> 15"	<input type="checkbox"/> 15.5"
<input type="checkbox"/> 16"	<input type="checkbox"/> 16.5"	<input type="checkbox"/> 17"	<input type="checkbox"/> 17.5"	<input type="checkbox"/> 18"	<input type="checkbox"/> 18.5"	<input type="checkbox"/> 19"	<input type="checkbox"/> 19.5"	<input type="checkbox"/> 20"		

AVAILABLE ON ALL BACKS

TSB11 <input type="checkbox"/> Backrest that Locks when Folded (Not available with Ergonomic Seat.).....	NCO
TSB12 <input type="checkbox"/> 4" Deep Backrest Rigidizer Bar (Available with Aluminum and Titanium backrest option. Not available with a Non-Folding, Fixed Height Titanium Seat Back Type. 4" Deep Rigidizer Bar is NOT a rounded style rigidizer bar.).....	NCO
TSB13 <input type="checkbox"/> Custom Height Backrest Rigidizer Bar (The Standard Rigidizer Bar height is 5" above the Seat Sling for a short, 6" for a medium and 10" for a tall. Custom Height Rigidizer Bar must be at least 4-1/2" above Seat Sling. Maximum Height is 3" less than Lowest Seat Back Height without push handles.).....	\$165
Set at: _____ (Use 1/4" increments)	

SEAT BACK ANGLE ⑥ Measure angle from front of back post to floor.

TSBA1 Folding Back	<input type="checkbox"/> 80° <input type="checkbox"/> 83° <input type="checkbox"/> 86° <input type="checkbox"/> 89° <input type="checkbox"/> 92° <input type="checkbox"/> 95° <input type="checkbox"/> 98° <input type="checkbox"/> 101°.....	NCO
TSBA1 Non-Folding Back	<input type="checkbox"/> 80° <input type="checkbox"/> 81° <input type="checkbox"/> 82° <input type="checkbox"/> 83° <input type="checkbox"/> 84° <input type="checkbox"/> 85° <input type="checkbox"/> 86° <input type="checkbox"/> 87° <input type="checkbox"/> 88° <input type="checkbox"/> 89° <input type="checkbox"/> 90° <input type="checkbox"/> 91° <input type="checkbox"/> 92° <input type="checkbox"/> 93° <input type="checkbox"/> 94° <input type="checkbox"/> 95° <input type="checkbox"/> 96° <input type="checkbox"/> 97° <input type="checkbox"/> 98° <input type="checkbox"/> 99° <input type="checkbox"/> 100° <input type="checkbox"/> 101°.....	NCO

CENTER OF GRAVITY ⑦ Measure from front of back post at the seat tube to the center of the rear axle. If no center of gravity is selected, chair will ship with the center of gravity in the rearward-most position.

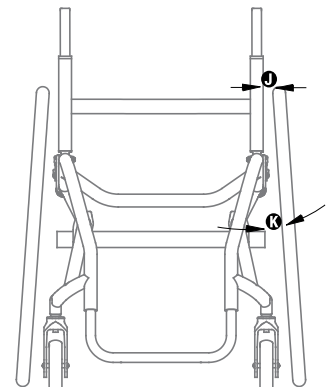
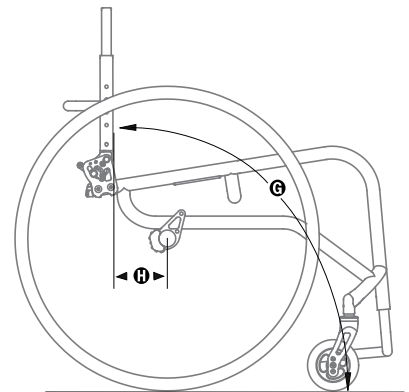
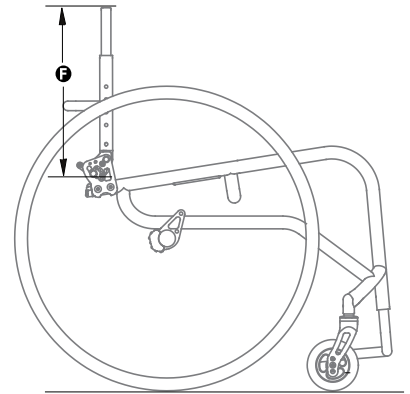
TCOG1 <input type="checkbox"/> 1" <input type="checkbox"/> 1.25" <input type="checkbox"/> 1.5" <input type="checkbox"/> 1.75" <input type="checkbox"/> 2" <input type="checkbox"/> 2.25" <input type="checkbox"/> 2.5" <input type="checkbox"/> 2.75"	
<input type="checkbox"/> 3" <input type="checkbox"/> 3.25" <input type="checkbox"/> 3.5" <input type="checkbox"/> 3.75" <input type="checkbox"/> 4" <input type="checkbox"/> 4.25" <input type="checkbox"/> 4.5" <input type="checkbox"/> 4.75"	
<input type="checkbox"/> 5" <input type="checkbox"/> 5.25" <input type="checkbox"/> 5.5" <input type="checkbox"/> 5.75" <input type="checkbox"/> 6".....	STD

REAR WHEEL SPACING ⑧/PLUGS Measure from outside of seat back post to inside of rear tire. .5" Rear Wheel Spacing on TR not available with 0° or 2° Camber. Aero T and TRA .75" Rear Wheel Spacing not available with 0° or 2° Camber ⑩.

TRWS1 <input type="checkbox"/> .5" (TR Only) <input type="checkbox"/> .75" <input type="checkbox"/> 1" <input type="checkbox"/> 1.25" <input type="checkbox"/> 1.5" <input type="checkbox"/> 1.75" <input type="checkbox"/> 2".....	STD
TCBR12 <input type="checkbox"/> Adjustable Rear Wheel Spacing Camber Plugs (Not available with Power Adaptable Frame.).....	STD
TCBR9 <input type="checkbox"/> Additional Spacers to Increase Rear Wheel Spacing.....	NCO
TCBR11 <input type="checkbox"/> Zero Play Aluminum Camber Plugs (Not available with Power Adaptable Frame or more than 6° of Camber ⑩.).....	NCO

CAMBER ⑩/CAMBER TUBES

TCBR1 <input type="checkbox"/> 0° <input type="checkbox"/> 2° <input type="checkbox"/> 4° <input type="checkbox"/> 6° <input type="checkbox"/> 8° <input type="checkbox"/> 12° (More than 6° of Camber ⑩ is not available with Zero Play Aluminum Camber Plugs.).....	STD
TCBR15 <input type="checkbox"/> Aluminum Camber Tube.....	STD
TCBR3 <input type="checkbox"/> Titanium Camber Tube (Not available with Power Adaptable Frame.).....	\$190



CUSTOM CONFIGURATION OPTIONS

FRONT WHEELS

TFW24 <input type="checkbox"/> 3"x1.5" LiteSpeed Billet Aluminum Wheel w/Soft Roll Tire <input type="checkbox"/> Silver Hub OR <input type="checkbox"/> Black Hub.....	\$180
TFW14 <input type="checkbox"/> 4"x.75" Plastic Wheel w/Poly Tire (Not available with Slipstream Fork, Glide™ Single-Sided Fork or Power Adaptable Frame.).....	NCO
TFW3 <input type="checkbox"/> 4"x.75" Light-Up Micro-Caster (Not available with Slipstream Fork, Glide™ Single-Sided Fork or Power Adaptable Frame.).....	\$75
TFW25 <input type="checkbox"/> 4"x.75" LiteSpeed Billet Aluminum Wheel w/Poly Tire <input type="checkbox"/> Silver Hub OR <input type="checkbox"/> Black Hub	\$140
TFFW26 <input type="checkbox"/> 4"x1.5" LiteSpeed Plastic Wheel w/Soft Roll Tire (Not available with Power Assist, Power Add-on System or Heavy Duty Frame.).....	\$90
TFW27 <input type="checkbox"/> 4"x1.5" LiteSpeed Billet Aluminum Wheel w/Soft Roll Tire <input type="checkbox"/> Silver Hub OR <input type="checkbox"/> Black Hub.....	\$190
TFW6 <input type="checkbox"/> 5"x1" Plastic Wheel w/Poly Tire (Not available with 90° Front Angle ①, Slipstream Fork, Glide™ Single-Sided Fork or Power Adaptable Frame.).....	NCO
TFW28 <input type="checkbox"/> 5"x1.5" LiteSpeed Plastic Wheel w/Soft Roll Tire (Not available with 90° Front Angle ①, or Power Adaptable Frame.).....	\$90
TFW29 <input type="checkbox"/> 5"x.75" LiteSpeed Billet Aluminum Wheel w/Poly Tire <input type="checkbox"/> Silver Hub OR <input type="checkbox"/> Black Hub (Not available with 90° Front Angle ①).....	\$160
TFW30 <input type="checkbox"/> 5"x1.5" LiteSpeed Billet Aluminum Wheel w/Soft Roll Tire <input type="checkbox"/> Silver Hub OR <input type="checkbox"/> Black Hub (Not available with 90° Front Angle ①).....	\$205
TFW9 <input type="checkbox"/> 6"x1" Plastic Wheel w/Poly Tire (Not available with 85° or 90° Front Angle ①, Slipstream Fork, Glide™ Single-Sided Fork or Power Adaptable Frame.).....	NCO
TFW34 <input type="checkbox"/> 6"x1" LiteSpeed Billet Aluminum Wheel w/Poly Tire <input type="checkbox"/> Silver Hub OR <input type="checkbox"/> Black Hub (Not available with 85° or 90° Front Angle ①, Slipstream Fork, Glide™ Single-Sided Fork.).....	\$180
TFW32 <input type="checkbox"/> 6"x1.5" LiteSpeed Plastic Wheel w/Soft Roll Tire (Not available with 85° or 90° Front Angle ①, Slipstream Fork, Glide™ Single-Sided Fork or Power Adaptable Frame.).....	\$95
TFW33 <input type="checkbox"/> 6"x1.5" LiteSpeed Billet Aluminum Wheel w/Soft Roll Tire <input type="checkbox"/> Silver Hub OR <input type="checkbox"/> Black Hub (Not available with 85° or 90° Front Angle ①, Slipstream Fork, Glide™ Single-Sided Fork.).....	\$215

FRONT FORKS

TFK1 <input type="checkbox"/> TiLite Standard Fork.....	STD	
TFK2 <input type="checkbox"/> TiLite Slipstream Single-Sided Fork (Not available with Power Adaptable Frame.).....	\$165	
TGL1 <input type="checkbox"/> Out-Front Glide™ Suspension Fork (Black anodize only.).....	\$470	E1015
Rider's Weight: <input type="checkbox"/> 125 lbs. <input type="checkbox"/> 125-180 lbs. <input type="checkbox"/> 180-265 lbs7		
TGL2 <input type="checkbox"/> Out-Front Glide™ Single-Sided Suspension Fork (Black anodize only. Not available with 6" Front Wheels.).....	\$605	E1015
Rider's Weight: <input type="checkbox"/> 125 lbs. <input type="checkbox"/> 125-180 lbs. <input type="checkbox"/> 180-265 lbs.		
TTFS1 <input type="checkbox"/> Titanium Fork Stem.....	\$55	

STANDARD REAR WHEELS (See Rear Seat Height Ranges Chart on Page 1 for Rear Seat Height ① limitations.)

TRW14 TiLite SHADOW™.....	STD
<input type="checkbox"/> 20"(451)	
<input type="checkbox"/> 22"(501)	
<input type="checkbox"/> 24"(540)	
<input type="checkbox"/> 25"(559) (Requires 15" minimum Seat Depth ①.)	
<input type="checkbox"/> 26"(590) (Requires 15" minimum Seat Depth ①.)	

PERFORMANCE REAR WHEELS (See Rear Seat Height Ranges Chart on Page 1 for Rear Seat Height ① limitations.)

TRW7 Spinergy SPOX <input type="checkbox"/> Black <input type="checkbox"/> Red <input type="checkbox"/> Yellow <input type="checkbox"/> Blue <input type="checkbox"/> White	\$820
<input type="checkbox"/> 22"(501) - Std. Hub	
<input type="checkbox"/> 24"(540) - Std. Hub	
<input type="checkbox"/> 25"(559) - Std. Hub (Requires 15" minimum Seat Depth ①.)	
<input type="checkbox"/> 26"(590) - Sport Hub (Requires 15" minimum Seat Depth ①. Not available with Quad Release Axles.)	
TRW8 Spinergy LX <input type="checkbox"/> Black <input type="checkbox"/> Red <input type="checkbox"/> Yellow <input type="checkbox"/> Blue <input type="checkbox"/> White <input type="checkbox"/> Go Green <input type="checkbox"/> Bright Orange <input type="checkbox"/> Flamingo Pink....	\$1,025
<input type="checkbox"/> 22"(501) - Std. Hub	
<input type="checkbox"/> 24"(540) - Std. Hub	
<input type="checkbox"/> 25"(559) - Std. Hub (Requires 15" minimum Seat Depth ①.)	
<input type="checkbox"/> 26"(590) - Sport Hub (Requires 15" minimum Seat Depth ①. Not available with Quad Release Axles.)	
TRW16 Spinergy Carbon Blade (Not available with Heavy Duty Frame, Natural-Fit or Natural-Fit LT with Standard Grip or Super Grip.).....	\$1,435
<input type="checkbox"/> 24"(540)	
<input type="checkbox"/> 25"(559) (Requires 15" minimum Seat Depth ①.)	
TRW17 X-Core Mag (Not available with Heavy Duty Frame, Short Tabs, Quad Release Axles, Spoke Guards or Omit Handrims Option. Requires Aluminum Sliver Anodized Handrims.)	\$55
<input type="checkbox"/> 20"(451)	
<input type="checkbox"/> 22"(501)	
<input type="checkbox"/> 24"(540)	

AXLES

TAXL1 <input type="checkbox"/> Stainless Quick Release.....	STD
TAXL2 <input type="checkbox"/> Titanium Quick Release.....	\$245
TAXL3 <input type="checkbox"/> Quad Release (Not available with Mag or 26"(590) Spinergy Spox or LX Rear Wheels.).....	\$150

PNEUMATIC REAR TIRES

TRTR1 <input type="checkbox"/> Treaded (Not available with 25"(559) Rear Wheels.).....	STD	
TRT2 <input type="checkbox"/> Airless Inserts.....	\$90	E2213
TRTR3 <input type="checkbox"/> 25"(559) Primo Treaded (Standard with 25"(559) Rear Wheels.).....	STD	
TRTR4 <input type="checkbox"/> Primo	NCO	
TRTR8 <input type="checkbox"/> 24"(540), 25"(559) and 26"(590) Schwalbe® Marathon Plus Evolution.....	\$135	
TRTR9 <input type="checkbox"/> 24"(540) and 25"(559) Schwalbe® Slick Tires.....	\$140	
TRTR24 <input type="checkbox"/> 24"(540) Kenda Kobra Knobby Tire.....	\$80	

CUSTOM CONFIGURATION OPTIONS

SOLID REAR TIRES

TRTR22 <input type="checkbox"/> 20"(451), 22"(501), 24"(540) and 25"(559)Primo Express (Not available with Spinergy Carbon Blade Rear Wheels.)	\$105
TRTR23 <input type="checkbox"/> 24"(540) and 25"(559) Primo Active	\$130

HANDRIMS

Handrims by OUT-FRONT®

TRIM1 <input type="checkbox"/> Aluminum – Silver Anodized	STD
TRIM21 <input type="checkbox"/> Aluminum – Black Anodized (Not available with 20"(451) Rear Wheels.)	NCO
TRIM12 <input type="checkbox"/> Titanium – Satin Finish (Not available with 20"(451) or 22"(501) Rear Wheels, or 24"(540) Knobby tires.)	\$445
The Natural-Fit® (Original, Larger Profile) (Not available with 20"(451) Rear Wheels.)	
TRIM14 <input type="checkbox"/> Standard Grip (Not available with Short Tabs or Spinergy Carbon Blade Rear Wheels.)	\$370
TRIM15 <input type="checkbox"/> Super Grip (Not available with Short Tabs or Spinergy Carbon Blade Rear Wheels.)	\$415
TRIM16 <input type="checkbox"/> Without Thumb Grip	\$345
The Natural-Fit® LT (Reduced Weight, Smaller Profile) (Not available with 20"(451) Rear Wheels.)	
TRIM17 <input type="checkbox"/> Standard Grip (Not available with Short Tabs or Spinergy Carbon Blade Rear Wheels.)	\$400
TRIM18 <input type="checkbox"/> Super Grip (Not available with Short Tabs or Spinergy Carbon Blade Rear Wheels.)	\$455
TRIM19 <input type="checkbox"/> Without Thumb Grip	\$375
TRIM10 <input type="checkbox"/> The Surge (All-In-One Oval with Gription™ Strip, Larger Profile) (Not available with 20"(451) Rear Wheels.)	\$385
TRIM11 <input type="checkbox"/> The Surge LT (All-In-One Oval with Gription™ Strip, Smaller Profile) (Not available with 20"(451) Rear Wheels.)	\$415
TRIM20 <input type="checkbox"/> Q-Grip (Exclusive High-Friction, Anti-Slip Coating) (Not available with 20"(451)Rear Wheels.)	\$325

Additional Handrim Options

TRIM5 <input type="checkbox"/> Plastic Coated – Black	\$160
TRIM6 <input type="checkbox"/> Projections - 8 Vertical Projections (Not available with 20" (451) 22"(501), 26"(590), Carbon Blade Rear Wheels.)	\$355
TRIM22 <input type="checkbox"/> Omit Handrims	NCO

Tab Length

TRIM7 <input type="checkbox"/> Long Tabs	STD
TRIM8 <input type="checkbox"/> Short Tabs (Not available with Mag Rear Wheels or The Natural-Fit® Handrims with Thumb Grip.)	\$20

WHEEL LOCKS

Wheel Locks by OUT-FRONT®

TWLK7 <input type="checkbox"/> Compact Composite Push to Lock (Available with .75" to 1.5" Rear Wheel Spacing ① only.)	NCO	
TWLK8 <input type="checkbox"/> Compact Composite Pull to Lock (Available with .75" to 1.5" Rear Wheel Spacing ① only.)	NCO	
TWLK10 <input type="checkbox"/> Extension Handles for Compact Composite Push/Pull to Lock	\$80	E0961
TWLK9 <input type="checkbox"/> Composite Scissor Lock	\$140	

Additional Wheel Locks

TWLK3 Uni-Lock Set At: <input type="checkbox"/> Push OR <input type="checkbox"/> Pull	\$160	
TWLK4 <input type="checkbox"/> Extension Handles for Uni-Lock	\$80	E0961

BACK UPHOLSTERY (Want more seating options? [Click here](#) to view the new TiLite Seating Order Form.)

TBUP2 <input type="checkbox"/> Velcro Adjustable (Not available with Fold-Down Push Handles.)	STD	
Tension Adjustable by Straps (Required with Fold-Down Push Handles.)		
TBUP3 <input type="checkbox"/> Padded Nylon	\$330	E2611
TBUP5 <input type="checkbox"/> AIR Breathable Upholstery (Not available with Ultrasuede or NiteLite Backrest Stripe.)	\$330	E2611
TUPC3 Ultrasuede Backrest Stripe <input type="checkbox"/> Black <input type="checkbox"/> Sapphire <input type="checkbox"/> Red Pepper <input type="checkbox"/> Burnt Orange <input type="checkbox"/> Ultraviolet		
<input type="checkbox"/> TiLite NiteLite Reflective	\$100	
TBUP0 <input type="checkbox"/> Omit Back Upholstery	NCO	

SEAT UPHOLSTERY

TSUP1 <input type="checkbox"/> Tension Adjustable Bolt On (Not available with Ergonomic or Tapered Seat ①. Black only.)	STD	
TSUP7 <input type="checkbox"/> iSleeve™ Under Seat Smartphone Holder (Not available with 12" or 13" Rear Seat Width ④ or Seat Depth ⑤.)	NCO	
TSUP2 <input type="checkbox"/> Tension Adjustable by Straps (Standard with Ergonomic Seat ① and Front Seat Width (Seat Taper) ① of 1", 2" or 3". Black upholstery only.)	\$165	
TSUP8 <input type="checkbox"/> Aluminum Solid Seat (Not available with 10" or 11" Rear Seat Width ④ or Ergonomic Seat ①.)	\$275	E2231
TSUP0 <input type="checkbox"/> Omit Seat Upholstery	NCO	

SEAT CUSHION (Want more seating options? [Click here](#) to view the new TiLite Seating Order Form.)

TCSH1 Foam Cushion <input type="checkbox"/> 2" <input type="checkbox"/> 3" <input type="checkbox"/> 4"	\$110
--	-------

SIDE GUARDS

TSDG1 <input type="checkbox"/> Cloth (Not available with Ride Designs Corbac Back Support.)	\$95
---	------

Aluminum

TSDG2 <input type="checkbox"/> Rigid Removable <input type="checkbox"/> Small OR <input type="checkbox"/> Std	\$190
TSDG3 <input type="checkbox"/> Quad Removable w/Hole <input type="checkbox"/> Small OR <input type="checkbox"/> Std	\$205
TSDG4 <input type="checkbox"/> Fold Down Rigid <input type="checkbox"/> Small OR <input type="checkbox"/> Std (Not available with Ergonomic Seat.)	\$325
TSDG6 <input type="checkbox"/> Fendered Adjustable (Available with 24" and 25" Rear Wheels. Requires Rear Seat Height ⑥ of 14.5" to 18.5".)	\$325

Carbon Fiber

TSDG7 <input type="checkbox"/> Rigid Removable <input type="checkbox"/> Small OR <input type="checkbox"/> Std	\$300
TSDG8 <input type="checkbox"/> Quad Removable w/Hole <input type="checkbox"/> Small OR <input type="checkbox"/> Std	\$310
TSDG9 <input type="checkbox"/> Fold Down Rigid <input type="checkbox"/> Small OR <input type="checkbox"/> Std (Not available with Ergonomic Seat or Carbon Edition.)	\$445
TSDG11 <input type="checkbox"/> Fendered Adjustable (Available with 24" and 25" Rear Wheels. Requires Rear Seat Height ⑥ of 14.5" to 18.5".)	\$545
TSDG12 <input type="checkbox"/> Fendered Removable	\$440

CUSTOM CONFIGURATION OPTIONS

Available on Aluminum and Carbon Fiber Non-Fendered Side Guards

TSDG13 ☐ Side Guards Custom Cut to Profile of Rear Wheels (Not available with Cloth.).....\$305

ARMRESTS (Desk Arms come with built-in Side Guards.)

TARM1 Swing Away Tubular ☐ 9" to 12" **OR** ☐ 11" to 14" (Not Available with Non-Folding, Fixed Height Titanium Seat Back or Height Adjustable Push Handles.).....\$215 E0973

TARM4 ☐ Swing Away - Flip Back Tubular 9" to 12" (Not Available with Non-Folding, Fixed Height Titanium Seat Back.).....\$305 E0973

TARM2 Removable Height Adjustable Desk Arm with Rigid Side Guard (Requires 14" minimum Seat Depth ③. Not available with Ergonomic Seat.).....\$325 E0973

☐ 9" to 12" **OR** ☐ 12" to 15"

☐ Standard Length Pad (10") **OR** ☐ Full Length Pad (14")

TARM3 Removable Height Adjustable Desk Arm with Rigid Side Guard and Transfer Loop (Requires 15" minimum Seat Depth ③. Not Available with Ergonomic Seat.).....\$360 E0973

☐ 9" to 12" **OR** ☐ 12" to 15"

☐ Standard Length Pad (10") **OR** ☐ Full Length Pad (14")

Available Armrest Option

TARM5 ☐ Covered in Black Ultrasuede (Not available with Desk Arms).....\$105

SEAT BELTS

TBLT1 ☐ Velcro Adjustable, Black Nylon Webbing.....\$50 E0978

TBLT2 ☐ Bodypoint® 2" Push-Button Buckle (Auto-Style.).....\$95 E0978

TBLT4 ☐ Bodypoint® 1" Wide Push-Button Buckle Padded (Auto-Style.) (Not available with 19" or 20" Rear Seat Widths ④.).....\$180 E0978

TBLT5 ☐ Bodypoint® 1.5" Wide Push-Button Buckle Padded (Auto-Style.) (Not available with 19" or 20" Rear Seat Widths ④.).....\$170 E0978

TBLT10 ☐ Bodypoint® Optional Band Clamp Mounting Hardware.....\$20 K0108

CALF STRAP

TCLF2 Velcro Adjustable.....\$35 K0038

☐ Xtra Small (Recommended for 6" - 9" Footrest Widths.)

☐ Small (Recommended for 9" - 12" Footrest Widths.)

☐ Medium (Recommended for 11" - 15" Footrest Widths.)

☐ Large (Recommended for 14" - 17" Footrest Widths.)

☐ Xtra Large (Recommended for 16" - 19" Footrest Widths.)

TCLF3 Bodypoint® Padded Velcro Adjustable.....\$100 K0038

☐ Medium (Recommended for 11" - 15" Footrest Widths.)

☐ Large (Recommended for 16" - 19" Footrest Widths.)

TCLF1 ☐ Buckle Adjustable, Black Nylon Webbing.....\$25 K0038

BACKPACK

TBCK3 ☐ Black TiLite Backpack.....\$90

SEAT POUCH

TPCH3 ☐ Black TiLite Seat Pouch.....\$55

SPOKE GUARDS by SPOZEE.COM

TGRD1 ☐ Clear Lexan with TiMotion Logo (Not available with Mag Rear Wheels.).....\$130 K0065

ANTI-TIPS

TTIP1 ☐ Rear Aluminum - Black.....\$155 E0971

TTIP2 ☐ User Friendly Flip-up (Not available with Frog Legs® Rear Suspension.).....\$325 E0971

ACCESSORIES

TUEST1 Upper Extremity Support Tray ☐ 12" to 14" **OR** ☐ 13" to 15" Seat Widths ④ (Requires Armrests.).....\$280 E0950

TLUG1 ☐ Luggage Carriers.....\$140

TGS1 ☐ GRIP Solutions Lap Board.....\$50

TMPCT2 Neoprene Impact Guards with Ultrasuede Stripe ☐ Black ☐ Sapphire ☐ Red Pepper ☐ Burnt Orange

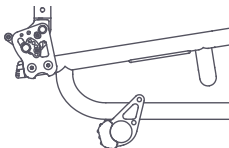
☐ Ultraviolet ☐ TiLite NiteLite Reflective.....\$100

TCH1 ☐ Crutch Holder.....\$215 E2207

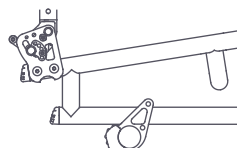
TAFP1 4" Logo Patch ☐ Army ☐ Navy ☐ Air Force ☐ Marines.....\$100

FRAME NOTES

The rear frame for a TR will be square when the Center of Gravity ① measurement is less than 3.5". Aero T and TRA will always be a Rounded Rear Frame.



A. Round Rear Frame



B. Square Rear Frame

DESIGNS UNLIMITED

TiLite's T Series offers more than 470 billion different frame combinations! But when that's not enough, check out the Designs Unlimited Studio at tilite.com. There you will find drawings and pricing for hundreds of creative solutions to customers' customization requests. We call these "D.U.'s." If you don't find the D.U. you're looking for, contact the TiLite Customer Service Team at 800.545.2266 or customerservice@tilite.com and we'll design a D.U. just for you. Designs Unlimited customization may add an additional 2 to 3 weeks to the ship time of your chair.

GENERAL

TiLite manufactures a wide variety of wheelchairs to meet the varied needs of wheelchair users. The final selection of a particular model, its options and accessories, and its measurements rests solely with the wheelchair user and advising healthcare professional. TiLite wheelchairs must be fitted by a qualified healthcare professional. HCPCS Codes are for reference purposes only. Actual coding and coverage varies by payer. Proper HCPCS coding is not a guarantee of payment. Please verify the appropriate payer's coverage policy.

Get the latest order forms at tilite.com. Prices, standard features, options and accessories are subject to change without notice. All rights reserved. Trademarks are identified by symbols™ and ®. TiLite, TiFit, the TiLite logo, Ti, the Ti logo, The Titanium Experts, and TiShaft are registered trademarks of TiSport, LLC and are licensed to TiLite, LLC. Adobe®, Acrobat®, Acrobat Professional® and Reader® are registered trademarks of Adobe Systems Inc. Bodypoint® is a registered trademark of Bodypoint Inc. Kenda® is a registered trademark of Kenda Rubber Industrial Co. Ltd. Ride Designs® and Corbac® are registered trademarks of Aspen Seating, LLC. ROHO®, Low Profile® and Quadro Select® are registered trademarks of ROHO Inc. Schwalbe® is a registered trademark of Ralf Bohle GmbH. Supracor®, Stimulite® and Corbee® are registered trademarks of Supracor, Inc. The Natural-Fit® and Out-Front® are registered trademarks of Three Rivers Holdings, LLC. Varilite® is a registered trademark of Cascade Designs, Inc.

QUOTE THIS CHAIR

If you are using Adobe Acrobat, this order form may be converted into a quote request or into an order by clicking one of the buttons (this feature is available exclusively to TiLite dealers and distributors). A TiLite Quote or a TiLite Order Confirmation will be sent to you within 24 hours.

ORDER THIS CHAIR