

TiLite **TWIST** Order Form

Effective June 30, 2017 (New Items in Red)

ALUMINUM RIGID, GROWABLE FRAME

Page 1 of 6

DEALER INFORMATION		RTS INFORMATION	
Dealer:	Account #:	RTS:	Phone:
PO:	Ordered By:	Email:	
Email:		SHIP TO INFORMATION	
Mark For:		Name:	Ship Via:
TiLite Sales Rep:		Address:	
TiLite Information:	Promo Code:	City:	State: Zip:
Ship Date:	Order #:	Phone:	Fax:

Please Email or Fax to the TiLite Customer Service Team at orders@tilite.com or 866.586.2413 / 509.586.2413

FRAME STYLE

- TWFS2 ☐ **TiLite Twist** (Full Adjustability. Seat Width **A** Grows 2" and Seat Depth **B** Grows 3". 165 Pound Weight Limit.).....\$2,755 **E1235**
- TWFSW7 ☐ Abduction Frame with 2" Outward Flare (Requires a No Taper Footrest.).....\$160

TRANSIT TIE-DOWN OPTION

(Please refer to the Twist Transit Tie-Down Option Brochure for important information regarding the Transit Tie-Down Options.)

- TWTTDO ☐ Transit Tie-Down Option (Consists of four Tie-Down Brackets.).....\$210

FRAME FINISHES

- | | | |
|--------------------------|---|---|
| High Gloss Paint | TWFF8 <input type="checkbox"/> Super Wet Black | TWFF10 <input type="checkbox"/> TiLite Red |
| | TWFF29 <input type="checkbox"/> Neon Pink | TWFF35 <input type="checkbox"/> Burgundy |
| Metallic Paint | TWFF14 <input type="checkbox"/> Ocean Blue Metallic | TWFF15 <input type="checkbox"/> Tangerine Metallic |
| | TWFF16 <input type="checkbox"/> Salsa Red Metallic | TWFF30 <input type="checkbox"/> Acid Green Metallic |
| Pearlescent Paint | TWFF17 <input type="checkbox"/> Midnight Blue Pearl | TWFF18 <input type="checkbox"/> White Pearl |
| Matte Paint | TWFF19 <input type="checkbox"/> Black Lava | TWFF20 <input type="checkbox"/> Deep Blue Ice |
| | TWFF27 <input type="checkbox"/> Titanium Grey | |
| Candy Paint | TWFF22 <input type="checkbox"/> Ruby Red | TWFF23 <input type="checkbox"/> Azure Blue |
| | TWFF25 <input type="checkbox"/> Electric Plum..... | STD |

COLOR ANODIZE PACKAGE

(Color Anodize Package includes: Camber Mount, Caster Mount, Caster Fork, Caster Cap and Footrest Clamp. If no anodize color is selected, the default will be black.)

- TWANO1 ☐ BlackSTD
- TWANO5 ☐ Sapphire TWANO3 ☐ Red Pepper TWANO6 ☐ Burnt Orange
- TWANO8 ☐ Ultraviolet TWANO9 ☐ Fuchsia.....\$165

FRAME MEASUREMENTS

SEAT WIDTH **A** Measure from outside of seat tube at back post to the outside of the opposite seat tube at back post. Seat Width grows 2". All upholstery (except cushion) and components (except TiShaft Back Release Bar available at no charge upon request) needed to grow the Twist seat width are included.

- TWSW5 ☐ 8"-10" ☐ 9"-11" ☐ 10"-12" ☐ 11"-13" ☐ 12"-14" ☐ 13"-15".....STD

Default will be smallest Seat Width for selected range. Please use "Set at" f or Seat Width other than default. Set at _____ (Use 1" increments)

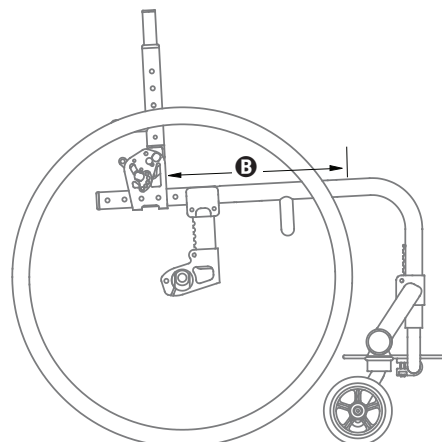
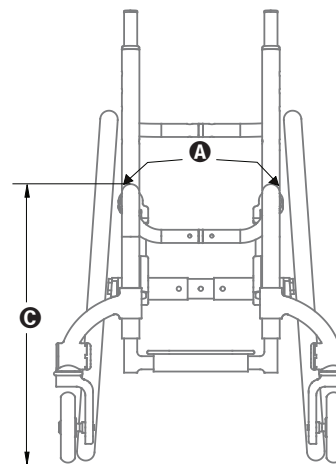
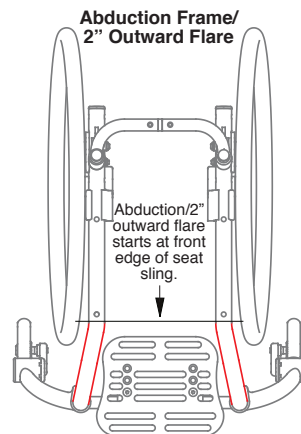
SEAT DEPTH **B** Measure from front of back post to the front edge of seat sling. Front edge of seat sling will be 1.5" from the beginning of the bend on No Taper and Tapered Frames, and 2" from the beginning of the bend on Abduction Frames. All Upholstery (except cushion) and components needed to grow the Twist seat depth are included. Seat Depth grows 3".

- TWSD4 ☐ 8"-11" (Requires either 18" or 20" Rear Wheels.) ☐ 9"-12" ☐ 10"-13" ☐ 11"-14" ☐ 12"-15" ☐ 13"-16".....STD

Default will be shortest Seat Depth for selected range. Please use "Set at" for Seat Depth other than default. Set at _____ (Use 1" increments)

FRONT SEAT HEIGHT **C** Measure from floor to top of seat tube at front edge of seat sling. Twist adjusts up and down in 1/2" increments. (2" Taper available with 12" - 15" or 13" - 16" Seat Depths **B** only. For 2" Taper Footrest width **1** add 1.5" to minimum Front Seat Height.)

- TWFSH1 ☐ 13" ☐ 13.5" ☐ 14" ☐ 14.5" ☐ 15" ☐ 15.5" ☐ 16" ☐ 16.5" ☐ 17" ☐ 17.5" ☐ 18" ☐ 18.5" ☐ 19" ☐ 19.5" ☐ 20".....STD



permobilus.com
2701 West Court Street | Pasco, Washington 99301
509.586.6117 Tel | 800.545.2266 Toll-Free
509.586.2413 Fax | 866.586.2413 Toll-Free Fax

TiLite® OF0009_TWIST_0517RevAL

TiLite **TWIST** Order Form

Effective June 30, 2017 (New Items in Red)

ALUMINUM RIGID, GROWABLE FRAME

Page 2 of 6

FRAME MEASUREMENTS

FRONT SEAT HEIGHT ③ RANGES

Front Wheel Size	Front Seat Heights for 8"-11" Seat Depth ③	Front Seat Heights for 9"-12" Seat Depth ③	Front Seat Heights for 10"-13" Seat Depth ③	Front Seat Heights for 11"-14" Seat Depth ③	Front Seat Heights for 12"-15" Seat Depth ③	Front Seat Heights for 13"-16" Seat Depth ③
3"	13.0" - 14.5"	13.5" - 15.0"	13.0" - 16.0"	14.0" - 17.0"	14.5" - 17.5"	15.5" - 18.5"
3" Glide™	14.5" - 15.5"	15.0" - 16.5"	14.0" - 17.0"	15.0" - 18.0"	16.0" - 19.0"	16.5" - 19.5"
4"	13.5" - 15.0"	14.0" - 15.5"	13.5" - 16.5"	14.0" - 17.5"	15.0" - 18.0"	16.0" - 18.5"
4" Glide™	14.5" - 16.0"	15.5" - 17.0"	14.5" - 17.5"	15.5" - 18.5"	16.0" - 19.0"	17.0" - 20.0"
5"	N/A	N/A	14.0" - 17.0"	14.5" - 17.5"	15.5" - 18.5"	16.5" - 19.5"
5" Glide™	N/A	N/A	N/A	N/A	N/A	N/A

REAR SEAT HEIGHT ④ Measure from floor to top of seat tube at Back Post. Twist adjusts up and down in 1/2" increments.

REAR SEAT HEIGHT RANGES

Rear Wheel Size	Rear Seat Heights ④					
18"	12" - 17"	TWRSH1	12"	12.5"	13"	13.5"
20"	13" - 17.5"		14"	14.5"	15"	15.5"
22"	14" - 18.5"		16"	16.5"	17"	17.5"
24"	15" - 19.5"		18"	18.5"	19"	19.5".....STD

FRONT ANGLE ① Measure from frame front to floor.

TWFA1 ☐ 70° ☐ 80° ☐ 90°.....STD

SEAT TO FOOTREST ③/FOOTRESTS Measure from front edge of seat sling to top rear of footrest.

Standard Footrests Measurement must be at least 2" shorter than Front Seat Height ③.

☐ 9" ☐ 9.5" ☐ 10" ☐ 10.5" ☐ 11" ☐ 11.5" ☐ 12" ☐ 12.5" ☐ 13" ☐ 13.5" ☐ 14" ☐ 14.5" ☐ 15" ☐ 15.5" ☐ 16" ☐ 16.5"

TWFR3 ☐ Angle Adjustable Footrest.....STD

TWFR24 ☐ Flip-Back Depth & Angle Adjustable Footrest (Not available when both 13" - 15" Seat Width ⑤ and Abduction

Frame/2" Outward Flare are ordered.).....\$205 K0040

High Mount Footrests

☐ 5" ☐ 5.5" ☐ 6" ☐ 6.5" ☐ 7" ☐ 7.5" ☐ 8" ☐ 8.5" ☐ 9" ☐ 9.5" ☐ 10" ☐ 10.5" ☐ 11" ☐ 11.5" ☐ 12" ☐ 12.5" ☐ 13"

TWFR4 ☐ Angle Adjustable High Mount Footrest.....\$95 K0040

TWFR27 ☐ Flip-Back Depth & Angle Adjustable High Mount Footrest (Not available when both 13" - 15" (33-38cm) Seat Width ⑤ and Abduction Frame with 2" Outward Flare are ordered.).....\$300 K0040, K0045

SEAT TO FOOTREST ③ RANGES (2" Taper available with 12" - 15" or 13" - 16"

Seat Depths ③ only. Add 1.5" to minimum Seat to Footrest ③ Ranges with 2" Taper.)

	3" Front Wheel		4" Front Wheel		5" Front Wheel	
Seat Depth ③	Standard Footrest	High Mount Footrest	Standard Footrest	High Mount Footrest	Standard Footrest	High Mount Footrest
8" - 11"	9.0" - 12.0"	5.0" - 8.0"	9.0" - 12.0"	5.0" - 8.0"	N/A	N/A
9" - 12"	10.0" - 13.0"	6.0" - 9.0"	10.0" - 13.0"	6.0" - 9.0"	N/A	N/A
10" - 13"	9.0" - 13.5"	5.0" - 9.5"	9.0" - 13.5"	5.0" - 9.5"	9.0" - 14.0"	5.0" - 10.0"
11" - 14"	10.0" - 14.5"	6.0" - 10.5"	10.0" - 14.5"	7.0" - 11.5"	10.0" - 15.0"	6.0" - 11.0"
12" - 15"	11.0" - 15.0"	7.0" - 11.5"	11.0" - 15.0"	8.0" - 12.5"	11.0" - 15.5"	7.0" - 12.0"
13" - 16"	12.0" - 16.0"	8.0" - 12.5"	12.0" - 16.0"	7.5" - 12.0"	12.0" - 16.5"	8.0" - 13.0"

FOOTREST WIDTH ① Select one of the following options: No Taper or 2" Taper. Measure from inside of front frame tube to inside of opposite front frame tube.

TWFSW1 ☐ No Taper (2" Narrower than Seat Width ⑤).....STD

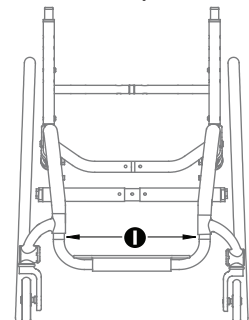
TWFSW4 ☐ 2" Taper (4" Narrower than Seat Width ⑤. Available with 12" - 15" or 13" - 16" Seat Depths ③ only. Add 1.5" to minimum

Seat to Footrest ③ Ranges.).....NCO

FOOTREST WIDTH ① (Inside Measurement)

SEAT WIDTH ⑤ (Outside Measurement)	No Taper (2" Narrower than Seat Width ⑤)	2" Taper (4" Narrower than Seat Width ⑤)
8"	6"	N/A
9"	7"	N/A
10"	8"	N/A
11"	9"	N/A
12"	10"	8"
13"	11"	9"
14"	12"	10"
15"	13"	11"

2" Taper



FRAME MEASUREMENTS

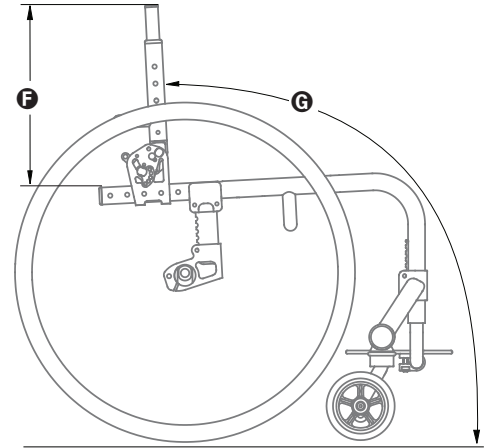
SEAT BACK TYPE/PUSH HANDLES/SEAT BACK HEIGHT **F** Measure from top of back post to top of seat tube at rear of frame.

SEAT BACK TYPE

- TWSB1 ☐ Folding Aluminum Adjustable Height with TiShaft Aluminum Back Release Bar.....**STD**
 TWSB11 ☐ Seat Back that Locks when Folded.....**NCO**

PUSH HANDLES

- TWSB6 ☐ Integrated Push Handles.....**NCO**
 TWSB7 ☐ Integrated Fold-Down Push Handles (Requires Tension Adjustable by Straps Back Upholstery.).....**\$110**
 TWSB8 ☐ Bolt-On Push Handles (Requires 12"-14" or 13"-15" Seat Width **A** range.).....**\$190**
 TWSB9 ☐ Bolt-On Height-Adjustable Push Handles (Requires 12"-14" or 13"-15" Seat Width **A** range.).....**\$325**
 TWSB20 Bolt-On Center Mount Height-Adjustable Push Handle
 ☐ Small 9.25" ☐ Standard 14.25" ☐ Tall 19.25".....**\$175**
 TWSB21 ☐ Stroller Handle.....**\$210**



SEAT BACK HEIGHT **F** (Short Seat Back Height **F** not available with Flip Back Tubular Armrests.)

Push Handles (Selected Above)	Short	Medium	Tall	Set at: (Use 1/2" increments)
None/Bolt-On/Stroller	<input type="checkbox"/> 8.5" - 11.5"	<input type="checkbox"/> 12" - 16.5"	<input type="checkbox"/> 16.5" - 20.5"	Set at: _____
Integrated	<input type="checkbox"/> 10.5" - 12.5"	<input type="checkbox"/> 13.5" - 16.5"	<input type="checkbox"/> 17.5" - 20.5"	Set at: _____
Integrated Fold-Down	<input type="checkbox"/> 13" - 15.5"	<input type="checkbox"/> 14.5" - 19"	<input type="checkbox"/> 18.5" - 21"	Set at: _____

AVAILABLE ON ALL BACKS

- TWSB22 ☐ Height Adjustable Backrest Rigidizer Bar.....**\$150**

SEAT BACK ANGLE **G** Measure angle from front of back post to floor. 90° will be perpendicular to the floor. To approximate the angle from the back post to the seat, subtract 2 degrees from measurement **G** for every 1/2" of dump.

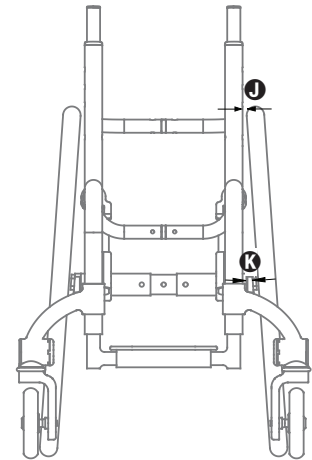
- TWSBA1 ☐ 80° ☐ 83° ☐ 86° ☐ 89° ☐ 92° ☐ 95° ☐ 98° ☐ 101°.....**NCO**

REAR WHEEL SPACING **I** Measure from outside of seat back post to inside of rear tire. 3/4" Rear Wheel Spacing not available with 0° or 2° Camber **K**. Not all rear wheel spacing is available with all accessories.

- TWRWS1 ☐ .75" ☐ 1" ☐ 1.25" ☐ 1.5" ☐ 1.75" ☐ 2".....**STD**
 TWCBR12 ☐ Adjustable Rear Wheel Spacing Camber Plugs.....**STD**
 TWCBR9 ☐ Additional Spacers to Increase Rear Wheel Spacing.....**NCO**

CAMBER **K**/CAMBER TUBES

- TWCBR1 ☐ 0° ☐ 2° ☐ 4° ☐ 6° ☐ 8° ☐ 12°.....**STD**
 TWCBR15 ☐ Aluminum Camber Tube.....**STD**



CUSTOM CONFIGURATION OPTIONS

FRONT WHEELS (See Front Seat Height Ranges Chart on Page 2 for Front Seat Height **G** limitations.)

- TWFW24 ☐ 3"x1.5" LiteSpeed Billet Aluminum Wheel w/Soft Roll Tire ☐ Silver Hub **OR** ☐ Black Hub.....**\$180**
 TWFW14 ☐ 4"x.75" Plastic Wheel w/Poly Tire (Not available with Slipstream Fork or Glide™ Single-Sided Fork.).....**NCO**
 TWFW3 ☐ 4"x.75" Light-Up Micro-Caster (Not available with Slipstream Fork or Glide™ Single-Sided Fork.).....**\$75**
 TWFW25 ☐ 4"x.75" LiteSpeed Billet Aluminum Wheel w/Poly Tire ☐ Silver Hub **OR** ☐ Black Hub.....**\$140**
 TFFW26 ☐ 4"x1.5" LiteSpeed Plastic Wheel w/Soft Roll Tire.....**\$90**
 TWFW27 ☐ 4"x1.5" LiteSpeed Billet Aluminum Wheel w/Soft Roll Tire ☐ Silver Hub **OR** ☐ Black Hub.....**\$190**
 TWFW6 ☐ 5"x1" Plastic Wheel w/Poly Tire (Not available with 90° Front Angle **L**, Slipstream Fork or Glide™ Single-Sided Fork.).....**NCO**
 TWFW28 ☐ 5"x1.5" LiteSpeed Plastic Wheel w/Soft Roll Tire (Not available with 90° Front Angle **L**.).....**\$90**
 TWFW29 ☐ 5"x.75" LiteSpeed Billet Aluminum Wheel w/Poly Tire ☐ Silver Hub **OR** ☐ Black Hub
 (Not available with 90° Front Angle **L**.).....**\$160**
 TWFW30 ☐ 5"x1.5" LiteSpeed Billet Aluminum Wheel w/Soft Roll Tire ☐ Silver Hub **OR** ☐ Black Hub
 (Not available with 90° Front Angle **L**.).....**\$205**

FRONT FORKS

- TWFK1 ☐ TiLite Standard Fork.....**STD**
 TWFK2 ☐ TiLite Slipstream Single-Sided Fork.....**\$165**
 TWGL1 ☐ Out-Front Glide™ Suspension Fork (Black anodize only. Requires 14.5" minimum Front Seat Height **G**.).....**\$470** **E1015**
 Rider³ Weight: ☐ 125 lbs. ☐ 125-180 lbs.
 TWGL2 ☐ Out-Front Glide™ Single-Sided Suspension Fork (Black anodize only. Requires 14.5" minimum Front Seat Height **G**.).....**\$605** **E1015**
 Rider³ Weight: ☐ 125 lbs. ☐ 125-180 lbs.
 TWTS1 ☐ Titanium Fork Stem.....**\$55**

TiLite **TWIST** Order Form

Effective June 30, 2017 (New Items in Red)

ALUMINUM RIGID, GROWABLE FRAME

Page 4 of 6

CUSTOM CONFIGURATION OPTIONS

REAR WHEELS (See Rear Seat Height Ranges Chart on Page 2 for Rear Seat Height Ⓢ limitations.)

TWRW14 TiLite SHADOW™	STD
<input type="checkbox"/> 18"(400)	
<input type="checkbox"/> 20"(451)	
<input type="checkbox"/> 22"(501)	
<input type="checkbox"/> 24"(540)	
TWRW7 Spinergy SPOX <input type="checkbox"/> Black <input type="checkbox"/> Red <input type="checkbox"/> Yellow <input type="checkbox"/> Blue <input type="checkbox"/> White	\$820
<input type="checkbox"/> 22"(501) - Std. Hub	
<input type="checkbox"/> 24"(540) - Std. Hub	
TWRW8 Spinergy LX <input type="checkbox"/> Black <input type="checkbox"/> Red <input type="checkbox"/> Yellow <input type="checkbox"/> Blue <input type="checkbox"/> White <input type="checkbox"/> Go Green <input type="checkbox"/> Bright Orange <input type="checkbox"/> Flamingo Pink	\$1,025
<input type="checkbox"/> 22"(501) - Std. Hub	
<input type="checkbox"/> 24"(540) - Std. Hub	
TWRW16 Spinergy Carbon Blade	\$1,435
<input type="checkbox"/> 24"(540)	
TWRW17 X-Core Mag (Not available with Short Tabs, Quad Release Axles, Spoke Guards or Omit Handrims Option. Requires Aluminum Sliver Anodized Handrims)	\$55
<input type="checkbox"/> 20"(451)	
<input type="checkbox"/> 22"(501)	
<input type="checkbox"/> 24"(540)	

AXLES

TWAXL1 <input type="checkbox"/> Stainless Quick Release	STD
TWAXL2 <input type="checkbox"/> Titanium Quick Release	\$245
TWAXL3 <input type="checkbox"/> Quad Release (Not available with Mag Rear Wheels.)	\$150

PNEUMATIC REAR TIRES

TWRTR1 <input type="checkbox"/> Treaded	STD	
TWRTR2 <input type="checkbox"/> Airless Inserts (Not available with 18" Rear Wheels.)	\$90	E2213
TWRTR4 <input type="checkbox"/> Primo (Not available with 18" Rear Wheels.)	NCO	
TWRTR8 <input type="checkbox"/> 24"(540) Schwalbe® Marathon Plus Evolution	\$135	
TWRTR9 <input type="checkbox"/> 24"(540) Schwalbe® Slick Tires	\$140	
TWRTR24 <input type="checkbox"/> 24"(540) Kenda Kobra Knobby Tires	\$80	

SOLID REAR TIRES

TWRTR22 <input type="checkbox"/> 18"(400), 20"(451), 22"(501) and 24"(540) Primo Express (Not available with Spinergy Carbon Blade Rear Wheels.)	\$105
TWRTR23 <input type="checkbox"/> 24"(540) Primo Active	\$130

HANDRIMS

Handrims by OUT-FRONT®

TWRIM1 <input type="checkbox"/> Aluminum – Silver Anodized	STD
TWRIM21 <input type="checkbox"/> Aluminum – Black Anodized (Not available with 18" (400), or 20" (451) Rear Wheels.)	NCO
TWRIM12 <input type="checkbox"/> Titanium – Satin Finish (Not available with 18" (400) 20"(451) or 22"(501) Rear Wheels, or 24"(540) Knobby tires.)	\$445
The Natural-Fit® (Original, Larger Profile) (Not available with 18"(400) or 20"(451) Rear Wheels.)	
TWRIM14 <input type="checkbox"/> Standard Grip (Not available with Short Tabs or Spinergy Carbon Blade Rear Wheels.)	\$370
TWRIM15 <input type="checkbox"/> Super Grip (Not available with Short Tabs or Spinergy Carbon Blade Rear Wheels.)	\$415
TWRIM 16 <input type="checkbox"/> Without Thumb Grip	\$345
The Natural-Fit® LT (Reduced Weight, Smaller Profile) (Not available with 18"(400) or 20"(451) Rear Wheels.)	
TWRIM17 <input type="checkbox"/> Standard Grip (Not available with Short Tabs or Spinergy Carbon Blade Rear Wheels.)	\$400
TWRIM18 <input type="checkbox"/> Super Grip (Not available with Short Tabs or Spinergy Carbon Blade Rear Wheels.)	\$455
TWRIM19 <input type="checkbox"/> Without Thumb Grip	\$375
TWRIM10 <input type="checkbox"/> The Surge (All-In-One Oval with Gription™ Strip, Larger Profile) (Not available with 18"(400) or 20"(451) Rear Wheels.)	\$385
TWRIM11 <input type="checkbox"/> The Surge LT (All-In-One Oval with Gription™ Strip, Smaller Profile) (Not available with 18"(400) or 20"(451) Rear Wheels.)	\$415
TWRIM20 <input type="checkbox"/> Q-Grip (Exclusive High-Friction, Anti-Slip Coating) (Not available with 18"(400), 20"(451) Rear Wheels.)	\$325

Additional Handrim Options

TWRIM5 <input type="checkbox"/> Plastic Coated – Black (Not available with 18" (400) Rear Wheels.)	\$160
TWRIM6 <input type="checkbox"/> Projections- 8 Vertical Projections (Not available with 18"(400), 20" (451), 22"(501) Carbon Blade Rear Wheels.)	\$355
TWRIM22 <input type="checkbox"/> Omit Handrims	NCO

Tab Length

TWRIM7 <input type="checkbox"/> Long Tabs	STD
TWRIM8 <input type="checkbox"/> Short Tabs (Not available with Mag Rear Wheels or The Natural-Fit® Handrims with Thumb Grip.)	\$20

WHEEL LOCKS

Wheel Locks by OUT-FRONT®

TWWLK7 <input type="checkbox"/> Compact Composite Push to Lock (Available with .75" to 1.5" Rear Wheel Spacing Ⓢ only.)	NCO	
TWWLK8 <input type="checkbox"/> Compact Composite Pull to Lock (Available with .75" to 1.5" Rear Wheel Spacing Ⓢ only.)	NCO	
TWWLK10 <input type="checkbox"/> Extension Handles for Composite Push/Pull to Lock	\$80	E0961
TWWLK9 <input type="checkbox"/> Composite Scissor Lock	\$140	

TiLite **TWIST** Order Form

Effective June 30, 2017 (New Items in Red)

ALUMINUM RIGID, GROWABLE FRAME

Page 5 of 6

CUSTOM CONFIGURATION OPTIONS

Additional Wheel Locks

TWWLK3 Uni-Lock Set At: <input type="checkbox"/> Push OR <input type="checkbox"/> Pull.....	\$160	
TWWLK4 <input type="checkbox"/> Extension Handles for Uni-Lock.....	\$80	E0961

BACK UPHOLSTERY

TWBUP2 <input type="checkbox"/> Velcro Adjustable (Not available with Fold-Down Push Handles.).....	STD	
Tension Adjustable by Straps (Required with Fold-Down Push Handles.)		
TWBUP3 <input type="checkbox"/> Padded Nylon.....	\$330	E2611
TWBUP5 <input type="checkbox"/> AIR Breathable Upholstery (Not available with Ultrasuede or NiteLite Backrest Stripe.).....	\$330	E2611
TWUPC3 Ultrasuede Backrest Stripe <input type="checkbox"/> Black <input type="checkbox"/> Sapphire <input type="checkbox"/> Red Pepper <input type="checkbox"/> Burnt Orange <input type="checkbox"/> Ultraviolet		
<input type="checkbox"/> NiteLite Reflective (Not available with AIR Breathable Back Upholstery.).....	\$100	
TWBUP0 <input type="checkbox"/> Omit Back Upholstery.....	NCO	

SEAT UPHOLSTERY

TWSUP1 <input type="checkbox"/> Tension Adjustable Bolt On (Black only.).....	STD	
TWSUP0 <input type="checkbox"/> Omit Seat Upholstery.....	NCO	

SEAT CUSHION (Want more seating options? [Click here](#) to view the new TiLite Seating Order Form.)

TWCSH1 Foam Cushion <input type="checkbox"/> 2" <input type="checkbox"/> 3" <input type="checkbox"/> 4".....	\$110	
--	-------	--

SIDE GUARDS

TWSDG1 <input type="checkbox"/> Cloth.....	\$95	
Aluminum		
TWSDG2 <input type="checkbox"/> Rigid Removable <input type="checkbox"/> Xtra Small OR <input type="checkbox"/> Small OR <input type="checkbox"/> Std.....	\$190	
TWSDG3 <input type="checkbox"/> Quad Removable w/Hole <input type="checkbox"/> Small OR <input type="checkbox"/> Std.....	\$205	
Carbon Fiber		
TWSDG7 <input type="checkbox"/> Rigid Removable <input type="checkbox"/> Small OR <input type="checkbox"/> Std.....	\$300	
TWSDG8 <input type="checkbox"/> Quad Removable w/Hole <input type="checkbox"/> Small OR <input type="checkbox"/> Std.....	\$310	
TWSDG12 <input type="checkbox"/> Fendered Removable.....	\$440	
Available on Aluminum and Carbon Fiber Non-Fendered Side Guards		
TWSDG13 <input type="checkbox"/> Side Guards Custom Cut to Profile of Rear Wheels (Not available with Cloth.).....	\$305	

ARMRESTS (Desk Arms come with built-in Side Guards.)

TWARM1 <input type="checkbox"/> Swing Away Tubular.....	\$215	E0973
TWARM4 <input type="checkbox"/> Flip Back Tubular (Not available with Short Seat Back Height or Velcro Adjustable Back Upholstery.Ⓜ.).....	\$305	E0973
TWARM2 <input type="checkbox"/> Removable Height Adjustable Pediatric Desk Arm with Rigid Side Guard (Requires 10" minimum Seat Depth Ⓜ.).....	\$325	E0973
<input type="checkbox"/> Standard Length Pad (10")		
Available Armrest Option		
TWARM5 <input type="checkbox"/> Covered in Black Ultrasuede (Not available with Desk Arms).....	\$105	

SEAT BELTS

TWBLT1 <input type="checkbox"/> Velcro Adjustable, Black Nylon Webbing.....	\$50	E0978
TWBLT2 <input type="checkbox"/> Bodypoint® 2" Push-Button Buckle (Auto-Style.).....	\$95	E0978
TWBLT4 <input type="checkbox"/> Bodypoint® 1" Wide Push-Button Buckle Padded (Auto-Style.).....	\$180	E0978
TWBLT5 <input type="checkbox"/> Bodypoint® 1.5" Wide Push-Button Buckle Padded (Auto-Style.).....	\$170	E0978
TWBLT10 <input type="checkbox"/> Bodypoint® Optional Band Clamp Mounting Hardware	\$20	K0108

CALF STRAP

TWCLF2 Velcro Adjustable	\$35	K0038
<input type="checkbox"/> Xtra Small (Recommended for 6"- 9" Footrest Widths.)		
<input type="checkbox"/> Small (Recommended for 9"- 12" Footrest Widths.)		
<input type="checkbox"/> Medium (Recommended for 11"- 15" Footrest Widths.)		
TWCLF3 Bodypoint® Padded Velcro Adjustable	\$100	K0038
<input type="checkbox"/> Small (Recommended for 8"- 11" Footrest Widths)		
<input type="checkbox"/> Medium (Recommended for 12"- 15" Footrest Widths)		
TWCLF1 <input type="checkbox"/> Buckle Adjustable, Black Nylon Webbing.....	\$25	K0038

BACK PACK

TWBCK3 <input type="checkbox"/> Black Backpack.....	\$90	
---	------	--

SEAT POUCH

TWPCH3 <input type="checkbox"/> Black Seat Pouch.....	\$55	
---	------	--

SPOKE GUARDS by SPOZEE.COM

TWGRD1 <input type="checkbox"/> Clear with TiMotion Logo (Not available with Mag Rear Wheels or 18" Rear Wheels.)	\$130	K0065
---	-------	-------

ANTI-TIPS

TWTIP1 <input type="checkbox"/> Rear Aluminum - Black (Seat Widths Ⓜ of 8" to 10", 9" to 11" or 10" to 12" will ship with the Center Mount Single Non-Swivel Caster (TWTIP6) at no additional cost when Black Aluminum (TWTIP1) is selected.).....	\$155	E0971
TWTIP2 <input type="checkbox"/> User Friendly Flip-up (Requires 12" to 14" or 13" to 15" Seat Widths Ⓜ range.).....	\$325	E0971
TWTIP5 <input type="checkbox"/> Center Mount Swivel Caster Anti-Tip.....	\$245	E0971
TWTIP6 <input type="checkbox"/> Center Mount Non-Swivel Caster Anti-Tip.....	\$220	E0971

TiLite **TWIST** Order Form

Effective June 30, 2017 (New Items in Red)

ALUMINUM RIGID, GROWABLE FRAME

Page 6 of 6

CUSTOM CONFIGURATION OPTIONS

ACCESSORIES

TWUEST1 Upper Extremity Support Tray	<input type="checkbox"/> 12" to 14" OR <input type="checkbox"/> 13" to 15" Seat Widths A (Requires Armrests.)	\$280	E0950
TWGS1 <input type="checkbox"/> GRIP Solutions Lap Board		\$50	
TWMPCT2 Neoprene Impact Guards with Ultrasuede Stripe	<input type="checkbox"/> Black <input type="checkbox"/> Sapphire <input type="checkbox"/> Red Pepper <input type="checkbox"/> Burnt Orange		
	<input type="checkbox"/> Ultraviolet <input type="checkbox"/> TiLite NiteLite Reflective	\$100	
TWCH1 <input type="checkbox"/> Crutch Holder		\$215	E2207
TWKBH1 TWIST Baseball Hat	<input type="checkbox"/> Dark Blue with Sapphire Stitching <input type="checkbox"/> Pink with Hot Pink Stitching	NCO	

DESIGNS UNLIMITED

TiLite TWIST offers millions of different frame combinations! But sometimes even that's not enough. If you would like to customize your TiLite, check out the Designs Unlimited Studio at tilite.com. There you will find drawings and pricing for hundreds of creative solutions to customers' customization requests. We call these "D.U.'s." If you don't find the D.U. you're looking for, contact the TiLite Customer Service Team at 800.545.2266 or customerservice@tilite.com and we'll design a D.U. just for you. Designs Unlimited customization may add an additional 2 to 3 weeks to the ship time of your chair.

GENERAL

TiLite manufactures a wide variety of wheelchairs to meet the varied needs of wheelchair users. The final selection of a particular model, its options and accessories, and its measurements rests solely with the wheelchair user and advising healthcare professional. TiLite wheelchairs must be fitted by a qualified healthcare professional. HCPCS Codes are for reference purposes only. Actual coding and coverage varies by payer. Proper HCPCS coding is not a guarantee of payment. Please verify the appropriate payer's coverage policy.

Get the latest order forms at tilite.com. Prices, standard features, options and accessories are subject to change without notice. All rights reserved. Trademarks are identified by symbols™ and ®. TiLite, TiFit, the TiLite logo, Ti, the Ti logo, The Titanium Experts, and TiShaft are registered trademarks of TiSport, LLC and are licensed to TiLite, LLC. Adobe®, Acrobat®, Acrobat Professional® and Reader® are registered trademarks of Adobe Systems Inc. Bodypoint® is a registered trademark of Bodypoint Inc. Kenda® is a registered trademark of Kenda Rubber Industrial Co. Ltd. Ride Designs® and Corbac® are registered trademarks of Aspen Seating, LLC. ROHO®, Low Profile® and Quadro Select® are registered trademarks of ROHO Inc. Schwalbe® is a registered trademark of Ralf Bohle GmbH. Supracor®, Stimulite® and Corbee® are registered trademarks of Supracor, Inc. The Natural-Fit® and Out-Front® are registered trademarks of Three Rivers Holdings, LLC. Varilite® is a registered trademark of Cascade Designs, Inc.

NOTES

QUOTE THIS CHAIR

If you are using Adobe Acrobat, this order form may be converted into a quote request or into an order by clicking one of the buttons (this feature is available exclusively to TiLite dealers and distributors). A TiLite Quote or a TiLite Order Confirmation will be sent to you within 24 hours.

ORDER THIS CHAIR