

permobil

TILITE MANUAL WHEELCHAIRS

ZR

UNRIVALED DESIGN. UNDENIABLE BEAUTY.

The ZR's minimalist 1.25" mono-tube frame combined with TiFit craftsmanship, results in a chair that can only be a TiLite. Titanium's advanced vibration dampening and our unique frame design provide the perfect balance between strength and comfort.







TIFIT. PERSONAL ERGONOMICS.

The difference between a TiFit® chair and all other chairs is that a TiFit chair is a wheeled prosthetic: Every frame is made to measure. A TiFit chair brings unparalleled performance and function. You will feel the difference in everything you do. TiFit...not standard.

CUSTOM CONFIGURATION.

Custom Configuration allows you to add options and components to your chair to meet your needs and to optimize your riding experience. This includes choices of wheels, handrims, tires, wheel locks, color, tattoos, and more. TiLite offers more options than any other manufacturer!

TECHNICAL SPECIFICATIONS

Frame Features	Titanium Mono-Tube Rigid TiFit Limited Adjustability	Camber	0°, 2°, 4°, 6°, 8° or 12°
Total Chair Width*	23"	Center of Gravity Adjustment	2.25"
Seat Width	10" – 20"	 Front Seat Width (Seat Taper)	0", 1.5", 2.5"
Seat Depth	10" – 20"	 Ergonomic Seat	4"–10"
Front Seat Height	16" – 21"	Transit Options	Transport Bracket
Rear Seat Height	12.5" – 20"	Transport Weight*	9.3 lb.
Front Frame Angle	70°, 75°, 80°, 85°, or 90°	Weight Limit	265 lb. Standard 350 lb. Heavy Duty
Seat Back Type	<i>Folding Seat Back</i> Adj. Height 8.5" – 21" Adj. Angle 80° – 101° <i>Fixed Seat Back</i> Fixed Height 8" – 20" Fixed Angle 80° – 101°	Warranty	Five Years on Frame One Year on TiLite Components

* Weights and widths based on 16" x 16" chair with 0° camber, minimum rear wheel spacing and all standard features. Rear wheels are not included in transport weight. For reference, a pair of standard 24" rear wheels weighs 7.2 lb.


COLOR OPTIONS

HIGH GLOSS PAINT



TiLite Red Burgundy Neon Pink Super Wet Black

MATTE PAINT



Deep Blue Ice Titanium Grey Black Lava

CANDY PAINT



Ruby Red Azure Blue Electric Plum

NATURAL



Satin Titanium Polished Titanium

METALLIC PAINT



Salsa Red Metallic Tangerine Metallic Acid Green Metallic Ocean Blue Metallic

ANODIZED COLORS



Red Pepper Burnt Orange Sapphire Ultraviolet Fuchsia Black

PEARLESCENT PAINT



Midnight Blue Pearl White Pearl