



Quickie 2 January 2014

EIQ2N

Mark For:

Submitting for:

Quote

Order

Date: _____

PO#: _____

Dealer Acct #: _____

Dealer: _____

Dealer Contact: _____

Dealer Address: _____

Dealer City: _____ ST: _____ ZIP: _____

Dealer Phone: () _____ Fax: () _____

Confirmation Email: _____

Confirm Via: Fax Email

ADDITIONAL SHIPPING INFORMATION

Ship To: _____

Attention: _____

Address: _____

Address: _____

Ship To City: _____ ST: _____ ZIP: _____

Ship To Phone: () _____ Fax: () _____

The **HCPCS CODES** provided are based on code verification through PDAC or our interpretation of the code definitions.

The use of **HCPCS CODES** does not ensure coverage or payment. For coverage information, verify the appropriate payer's coverage policy.

✓	Option #	HCPCS	Definition	Price	✓	Option #	HCPCS	Definition	Price
---	----------	-------	------------	-------	---	----------	-------	------------	-------

1. FRAME STYLE

E1236 coding still applies for EIQ2N with certain sizes

<input type="checkbox"/>	184WM32	K0005	Quickie 2	\$2,050.00
--------------------------	---------	-------	-----------	------------

2. XTENDER POWER ASSIST OPTION

Rear axle position available 15.5"-17.5". Front seat height must be greater than rear and NA w/ Rounded frame. NA with 3/4" & 1 1/2" caster stems - OR - Depth Adj. Back, HD Package or Transit Option. Rear seat heights of 19"-21" available through Built 4 Me.

Xtender Power Assist

<input type="checkbox"/>	184XT2	E0986	Xtender Power Assist 4X Multiplier w/ Pneumatic Tires - NICKEL	\$6,595.00
<input type="checkbox"/>	184XT3	E0986	Xtender Power Assist 4X Multiplier w/ Pneumatic Tires - LITHIUM	\$7,595.00

Xtender Accessory

<input type="checkbox"/>	184XA1		Spare NiMH Power Pack - NICKEL	\$1,395.00
<input type="checkbox"/>	184XA7		Spare NiMH Power Pack - LITHIUM	\$1,795.00

Xtender Wheel Options

<input type="checkbox"/>	184XA2	E2211 E2212	SPARE 24" Spoke Pneu Alum	NC
<input type="checkbox"/>	184XA4	E2211 E2213	SPARE 24" Spoke Pneu Plastic	\$90.00

Xtender Handrim Options

<input type="checkbox"/>	184XH3		Plastic Coated	NC
<input type="checkbox"/>	184XH4		Stainless Steel	NC

3. FRAME SET UP

Rear Frame Type (265 lbs. Weight Capacity)

<input type="checkbox"/>	184RS1		Rear Side Frame Straight	NC
<input type="checkbox"/>	184RS2		Rear Side Frame Rounded NA w/ Xtender Power Assist	NC
<input type="checkbox"/>	184RS3		Depth Adjustable Back (DAB) NA w/ swing-away, flip-back armrests, or Xtender. Backrest set 2" rear of seat tube w/ 1" adjustable forward.	\$195.00

Heavy Duty Package (350 lbs. weight capacity)

<input type="checkbox"/>	184HV1		Heavy Duty (18"-22" w. only) NA w/ Xtender or Small Frame. Includes Reinforced Back Upholstery & Stabilizer Bar.	\$500.00
--------------------------	--------	--	--	----------

Frame Width (Continued)

<input type="checkbox"/>	184W12	E2201	21" (Only Avail. w/ Heavy Duty)	\$450.00
<input type="checkbox"/>	184W13	E2201	22" (Only Avail. w/ Heavy Duty)	\$450.00

Seat Depth

<input type="checkbox"/>	184SD5		12"	NC
<input type="checkbox"/>	184SD6		13"	NC
<input type="checkbox"/>	184SD7		14"	NC
<input type="checkbox"/>	184SD67		15"	NC
<input type="checkbox"/>	184SD9		16"	NC
<input type="checkbox"/>	184SD69		17"	NC
<input type="checkbox"/>	184SD70		18"	NC
<input type="checkbox"/>	184SD71		19"	\$75.00
<input type="checkbox"/>	184SD13	E2203	20"	\$475.00

Frame Width

<input type="checkbox"/>	184W3		12"	NC
<input type="checkbox"/>	184W4		13"	NC
<input type="checkbox"/>	184W5		14"	NC
<input type="checkbox"/>	184W6		15"	NC
<input type="checkbox"/>	184W7		16"	NC
<input type="checkbox"/>	184W8		17"	NC
<input type="checkbox"/>	184W9		18"	NC
<input type="checkbox"/>	184W10		19"	NC
<input type="checkbox"/>	184W11	E2201	20"	\$450.00

Frame Length

Hemi frame lengths NA w/ Xtender Power Assist and w/ hemi hangers only

<input type="checkbox"/>	184FL83		Small (12"-14")	NC
<input type="checkbox"/>	184FL9		Regular (13"-16")	NC
<input type="checkbox"/>	184FL18		Long (15"-18")	NC
<input type="checkbox"/>	184FL25		X-Long (17"-20")(Steel Reinforced)	NC
<input type="checkbox"/>	184FL17		Hemi (13"-16")	NC
<input type="checkbox"/>	184FL24		Long Hemi (15"-18")	NC
<input type="checkbox"/>	184FL29		X-Long Hemi (17"-20")(Steel Reinforced)	NC

Customer Service: 800-333-4000 Fax: 800-300-7502 Email: orders@sunmed.com www.sunrisemedical.com

Specifications are subject to change without notice. Copyright © 2012 Sunrise Medical (US) LLC. (11.05) Quickie 2 112252 REV. P

4. FRONT SEAT HEIGHT SET UP

Front Seat Height

Please see matrix on Page 8 for additional information

<input type="checkbox"/>	184SH41	14"	(Only available on Hemi Frame)	NC
<input type="checkbox"/>	184SH42	14.5"		NC
<input type="checkbox"/>	184SH12	15"		NC
<input type="checkbox"/>	184SH13	15.5"		NC
<input type="checkbox"/>	184SH14	16"		NC
<input type="checkbox"/>	184SH15	16.5"		NC
<input type="checkbox"/>	184SH16	17"		NC
<input type="checkbox"/>	184SH17	17.5"		NC
<input type="checkbox"/>	184SH18	18"		NC
<input type="checkbox"/>	184SH20	18.5"		NC
<input type="checkbox"/>	184SH21	19"		NC
<input type="checkbox"/>	184SH23	19.5"		NC
<input type="checkbox"/>	184SH24	20"		NC
<input type="checkbox"/>	184SH26	20.5"	(Only available on swing away)	NC
<input type="checkbox"/>	184SH27	21"	(Only available on swing away)	NC
<input type="checkbox"/>	184SH29	21.5"	(NA with Hemi Frame)	NC
<input type="checkbox"/>	184SH36	22"	(NA with Hemi Frame)	NC

Caster Wheels

All 8" casters NA w/ 90° hangers, ELRs and small frame. Also NA w/ combination of regular front frames, composite footplates, 24" wheels, and 70/80/90 degree hangers. See matrix on page 8.

<input type="checkbox"/>	184CW1	3" Micro		NC
<input type="checkbox"/>	184CW3	4" Low Profile Polyurethane NA w/ HD package		NC
<input type="checkbox"/>	184CW31	4" Micro Lighted		\$70.00
<input type="checkbox"/>	184CW72	4" x 1" Aluminum Polyurethane		\$80.00
<input type="checkbox"/>	184CW44	4" x 1.25" Semi Pneumatic		\$55.00
<input type="checkbox"/>	184CW64	4" x 1.5" Aluminum Soft Roll		\$155.00
<input type="checkbox"/>	184CW5	5" Low Profile Polyurethane		NC
<input type="checkbox"/>	184CW51	5" Micro Lighted		\$85.00
<input type="checkbox"/>	184CW65	5" x 1" Aluminum Polyurethane		\$100.00
<input type="checkbox"/>	184CW7	5" x 1.5" Semi-Pneumatic		\$85.00
<input type="checkbox"/>	184CW6	5" Soft Roll (Grey) NA w/ Frog Legs		\$85.00
<input type="checkbox"/>	184CW66	5" x 1.5" Aluminum Soft Roll		\$165.00
<input type="checkbox"/>	184CW34	6" Polyurethane		NC
<input type="checkbox"/>	184CW33	E2214 E2215	6" Pneumatic	\$75.00
<input type="checkbox"/>	184CW35	6" x 1.5" Semi Pneumatic		\$85.00
<input type="checkbox"/>	184CW68	6" x 1.5" Aluminum Soft Roll		\$180.00
<input type="checkbox"/>	184CW16	7" Polyurethane		NC
<input type="checkbox"/>	184CW32	8" Polyurethane		NC
<input type="checkbox"/>	184CW21	E2214 E2215	8" Pneumatic	\$75.00
<input type="checkbox"/>	184CW39	8" x 1.5" Semi Pneumatic		\$85.00
<input type="checkbox"/>	184CW36	E2214 E2215	8" x 2" Pneumatic	\$145.00
<input type="checkbox"/>	184CW22	E2214 K0108	8" x 2" Pneumatic w/Airless Insert	\$225.00

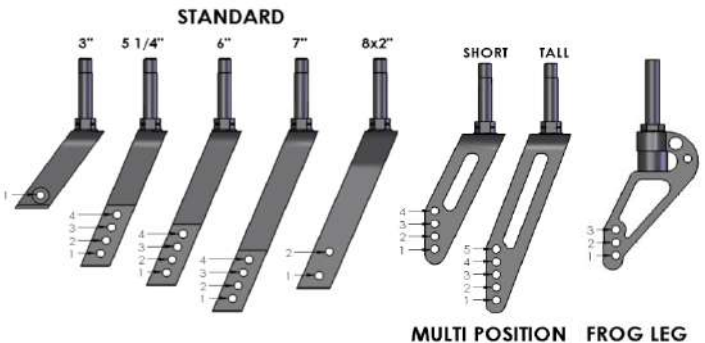
Caster Options

<input type="checkbox"/>	184OC1	K0073	Caster Pin Locks (N/A w/8"x2") NA w/ Xtender, Frog Legs or Transit	\$195.00
--------------------------	--------	-------	---	----------

Caster Fork

Please see matrix on Page 8 for additional information

<input type="checkbox"/>	184CF46		Multi Position Fork-Short	NC
<input type="checkbox"/>	184CF47		Multi Position Fork- Tall	NC
<input type="checkbox"/>	184CF62		3" Fork	NC
<input type="checkbox"/>	184CF12		5 1/4" Fork	NC
<input type="checkbox"/>	184CF17		6" Fork	NC
<input type="checkbox"/>	184CF23		7" Fork	NC
<input type="checkbox"/>	184CF29		8" x 2" Fork	NC
<input type="checkbox"/>	184CF53	E1015	Frog Legs Suspension (0-100 lbs)	\$425.00
<input type="checkbox"/>	184CF54	E1015	Frog Legs Suspension (101-190 lbs)	\$425.00
<input type="checkbox"/>	184CF55	E1015	Frog Legs Suspension (191-265 lbs)	\$425.00



5. HANGER & FOOTPLATE OPTIONS

Hangers

Front mount hangers only available w/ aluminum angle adj footplates

<input type="checkbox"/>	184H85		60° Swing In/Out Hanger	NC
<input type="checkbox"/>	184H86		70° Swing In/Out Hanger	NC
<input type="checkbox"/>	184H88		70° Hemi Swing In/Out Hanger	NC
<input type="checkbox"/>	184H24	K0053	Articulating Hanger Available w/ composite & alum. angle adj. footplates 15-22" widths only. NA w/ Push To Lock Wheel Locks	\$350.00
<input type="checkbox"/>	184H14	E0990	Elevating Hanger Only available w/ alum or angle adj footplates. NA w/ short extension tubes	\$295.00
<input type="checkbox"/>	184H42	E0990	Elevating Hemi Hanger NA w/ locking angle adj footplates. 14"- 22" W available w/ alum or angle adj	\$295.00
<input type="checkbox"/>	184H89		70° Swing In/Out Front Mount	NC
<input type="checkbox"/>	184H90		80° Swing In/Out Front Mount	NC
<input type="checkbox"/>	184H91		90° Swing In/Out Front Mount	NC
<input type="checkbox"/>	184H32		Omit Hanger	-\$15.00

Footplates

Heel loop or leg strap not included, See Footplate Options Section

<input type="checkbox"/>	184F1		Composite (13"-22"w)	NC
<input type="checkbox"/>	184F271	K0040	Composite Angle Adj-(16"-22"w)	\$150.00
<input type="checkbox"/>	184F3	K0040	Aluminum Angle Adj (16"-22"w)	\$185.00
<input type="checkbox"/>	184F8	K0040	90D Aluminum Angle Adj (16"-22"w)	\$185.00
<input type="checkbox"/>	184F5		Aluminum Footplate Available w/ ELRs	NC
<input type="checkbox"/>	184F48	K0040	Platform Flip Up Available w/ 60°, 70°, or hemi hangers	\$190.00
<input type="checkbox"/>	184F7		Omit Footplate & Ext Tube	-\$15.00

Footrest Extension Tubes

Required w/ extension tube mounted hangers. See leg length matrix

<input type="checkbox"/>	184E1		Short	NC
<input type="checkbox"/>	184E2		Medium	NC
<input type="checkbox"/>	184E5		Long	NC
<input type="checkbox"/>	184E12		Short ELR (ELR only)	NC
<input type="checkbox"/>	184E15		Long ELR (ELR only)	NC
<input type="checkbox"/>	184E16	K0037	High Mount NA w/ one-arm drive option or ELR's or front mount. Only available w/angle adj footplates	\$55.00
<input type="checkbox"/>	184E23		2" - Front Mount Only NA with 6", 7" or 8" caster, 90° hangers or ELR's	\$55.00
<input type="checkbox"/>	184E24		4" - Front Mount Only NA with 6", 7" or 8" caster, 90° hangers or ELR's	\$55.00

Footplate Options (Ext Tube & Direct Mount)

<input type="checkbox"/>	184HL1	E0951	Heel Loop	\$30.00
<input type="checkbox"/>	184HL5	K0038	Leg Strap	\$35.00
<input type="checkbox"/>	184HL4		Omit Heel Loop	NC
<input type="checkbox"/>	184HL6		Omit Leg Strap	NC

Lower Leg Length Setting

Recommend 2" less than FSTFH. NA w/ direct mount hangers

<input type="checkbox"/>	184LO01	9.0"	NC	<input type="checkbox"/>	184LO13	15.0"	NC
<input type="checkbox"/>	184LO02	9.5"	NC	<input type="checkbox"/>	184LO14	15.5"	NC
<input type="checkbox"/>	184LO03	10.0"	NC	<input type="checkbox"/>	184LO15	16.0"	NC
<input type="checkbox"/>	184LO04	10.5"	NC	<input type="checkbox"/>	184LO16	16.5"	NC
<input type="checkbox"/>	184LO05	11.0"	NC	<input type="checkbox"/>	184LO17	17.0"	NC
<input type="checkbox"/>	184LO06	11.5"	NC	<input type="checkbox"/>	184LO18	17.5"	NC
<input type="checkbox"/>	184LO07	12.0"	NC	<input type="checkbox"/>	184LO19	18.0"	NC
<input type="checkbox"/>	184LO08	12.5"	NC	<input type="checkbox"/>	184LO20	18.5"	NC
<input type="checkbox"/>	184LO09	13.0"	NC	<input type="checkbox"/>	184LO21	19.0"	NC
<input type="checkbox"/>	184LO10	13.5"	NC	<input type="checkbox"/>	184LO22	19.5"	NC
<input type="checkbox"/>	184LO11	14.0"	NC	<input type="checkbox"/>	184LO23	20.0"	NC
<input type="checkbox"/>	184LO12	14.5"	NC	<input type="checkbox"/>	184LO24	20.5"	NC

Lower Leg Length Matrix

Hanger	Extension	Seat Sling to Top of Footrest		*Minimum Allowable FSH
		Min	Max	
60° Swing In/Out	Short	13.0"	16.5"	15.0"
	Medium	13.0"	18.0"	15.0"
	Long	15.0"	19.5"	17.0"
70° Swing In/Out Std & Hemi	Short	13.0"	17.0"	15.0"
	Medium	13.5"	18.5"	15.5"
	Long	15.5"	20.5"	17.5"
60° Swing In/Out w/Platform Flip Up	Short	11.5"	14.5"	14.0"
	Long	14.0"	18.5"	16.0"
70° Swing In/Out w/Platform Flip Up	Short	13.0"	15.5"	15.0"
	Long	15.5"	20.0"	17.5"
*70° Front Mount	No Ext	6.0"	11.5"	14.0"
	2" Ext	6.0"	14.0"	16.0"
	4" Ext	6.0"	16.0"	18.0"
*80° Front Mount	No Ext	6.0"	12.0"	14.0"
	2" Ext	6.0"	14.5"	16.5"
	4" Ext	6.0"	16.5"	18.5"
90° Front Mount	No Ext	5.5"	11.5"	14.0"
ALR	Medium	15.0"	17.5"	14.0"
	Long	17.5"	20.0"	14.0"
ELR	Short	14.0"	18.0"	14.0"
	Long	15.0"	20.0"	14.0"

Notes:

- 2" & 4" extensions for front mount hangers shipped separate, not mounted.
- Front seat height must be at least 2" taller than lower leg length on all swing in/out hangers.
- Front seat height must be at least 2" taller than maximum lower leg length on all front mount hangers.

6. REAR SEAT HEIGHT SET UP

Rear Seat Height

21.5" & 22" only available with amputee or straight axle plate & mountain wheel

<input type="checkbox"/>	184RH11	13.0"	NC	<input type="checkbox"/>	184RH26	17.5"	NC
<input type="checkbox"/>	184RH12	13.5"	NC	<input type="checkbox"/>	184RH20	18.0"	NC
<input type="checkbox"/>	184RH13	14.0"	NC	<input type="checkbox"/>	184RH27	18.5"	NC
<input type="checkbox"/>	184RH14	14.5"	NC	<input type="checkbox"/>	184RH21	19.0"	NC
<input type="checkbox"/>	184RH15	15.0"	NC	<input type="checkbox"/>	184RH37	19.5"	NC
<input type="checkbox"/>	184RH16	15.5"	NC	<input type="checkbox"/>	184RH22	20.0"	NC
<input type="checkbox"/>	184RH17	16.0"	NC	<input type="checkbox"/>	184RH38	20.5"	NC
<input type="checkbox"/>	184RH18	16.5"	NC	<input type="checkbox"/>	184RH23	21.0"	NC
<input type="checkbox"/>	184RH19	17.0"	NC	<input type="checkbox"/>	184RH39	21.5"	NC
				<input type="checkbox"/>	184RH40	22.0"	NC

Axle Plate

<input type="checkbox"/>	184AL33		Standard Adjustable	NC
<input type="checkbox"/>	184AL5		Curved Adjustable	\$55.00
<input type="checkbox"/>	184AL6	E0959	Amputee Adjustable Available w/ SPHA armrests	\$175.00
<input type="checkbox"/>	184AL29		Offset Adjustable Rear seat height will be 1/4" lower than standard RSTFH	NC

One Arm Drive

NA w/ Xtender, 12", 21" & 22" wide, HD package, curved & amputee axle plates, and small tray table. NA w/ combination of Padded SA arms and Anti tips. Only available w/ 20", 22", 24" mag wheels.

<input type="checkbox"/>	184AL16	E0958	One Arm Drive Adj. Axle Plate	\$850.00
<input type="checkbox"/>	184OA1		Small Handrim (NA w/ 20" wheels)	NC
<input type="checkbox"/>	184OA2		Standard Handrim	NC
	184HM1		<input type="checkbox"/> Right Hand Mount	NC
	184HM2		<input type="checkbox"/> Left Hand Mount	NC

Rear Wheel Type

Not applicable w/ Xtender Power Assist Option. Ultra Lightweight Wheels only available w/ Alum Anodized Handrim. Handrims cannot be omitted on Lite Spoke Wheels. Contact Built 4 Me for Spinergy color options.

<input type="checkbox"/>	184RW3		20" Mag Wheel	NC
<input type="checkbox"/>	184RW8		22" Mag Wheel	NC
<input type="checkbox"/>	184RW1		24" Mag Wheel	NC
<input type="checkbox"/>	184RW90		20" Lite Spoke Wheel	\$200.00
<input type="checkbox"/>	184RW91		22" Lite Spoke Wheel	\$200.00
<input type="checkbox"/>	184RW92		24" Lite Spoke Wheel	NC
<input type="checkbox"/>	184RW93		25" Lite Spoke Wheel	NC
<input type="checkbox"/>	184RW94		26" Lite Spoke Wheel	\$80.00
<input type="checkbox"/>	184RW77		22" Ultra Lightweight Spoke Wheel	\$250.00
<input type="checkbox"/>	184RW78		24" Ultra Lightweight Spoke Wheel	\$250.00
<input type="checkbox"/>	184RW28		22" Spinergy SPOX Black	\$695.00
<input type="checkbox"/>	184RW95		24" Spinergy SPOX Black	\$695.00
<input type="checkbox"/>	184RW96		25" Spinergy SPOX Black	\$695.00
<input type="checkbox"/>	184RW97		26" Spinergy SPOX Black	\$695.00
<input type="checkbox"/>	184RW32		22" Spinergy LX Black	\$895.00
<input type="checkbox"/>	184RW98		24" Spinergy LX Black	\$895.00
<input type="checkbox"/>	184RW99		25" Spinergy LX Black	\$895.00
<input type="checkbox"/>	184RW40		26" Spinergy LX Black	\$895.00
<input type="checkbox"/>	184RW50		24" Mountain	\$250.00
<input type="checkbox"/>	184RW25		Omit Rear Wheel and Axle (Intended Size for Set Up _____)	-\$55.00
<input type="checkbox"/>	184RW49		Omit Rear Wheel (Use with Xtender)	NC

Rear Wheel Tire

<input type="checkbox"/>	184RT1	E2211 E2212	Pneumatic	NC
<input type="checkbox"/>	184RT2	E2211 E2213	Pneumatic Airless Insert	\$80.00
<input type="checkbox"/>	184RT3	E2218	Full Poly	NC
<input type="checkbox"/>	184RT6	E2211 E2212	High-Pressure Clincher	\$95.00
<input type="checkbox"/>	184RT27	E2211 E2212	Knobby V-TRAK	\$95.00
<input type="checkbox"/>	184RT21	E2211 E2212	Schwalbe Marathon Plus Evolution	\$125.00
<input type="checkbox"/>	184RT22	E2218	Kik® Mako Black	\$95.00
<input type="checkbox"/>	184RT12	E2211 E2212	Mountain Tire Only available on 24" Mountain Rear Wheel	\$95.00

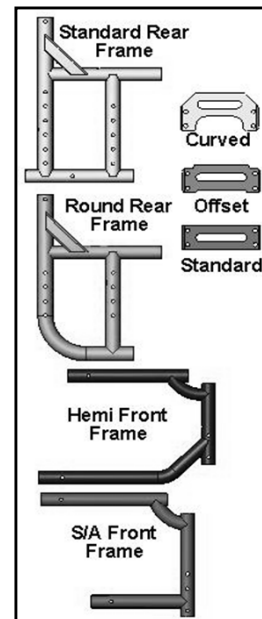
Rear Seat Height Availability Matrices

Rear tire, side frame, and axle plate selections dictate seat height availability. *Not all combinations are possible within acceptable seat height ranges

Rear Tire	Min RSH	Max RSH
20" Pneumatic	13.5"	19.0"
20" Poly	13.5"	19.0"
22" Pneumatic	14.0"	20.0"
22" Poly	14.0"	20.0"
22" HP Clincher	13.5"	19.5"
22" Schwalbe	13.5"	19.5"
24" Pneumatic	14.5"	21.0"
24" Poly	14.5"	21.0"
24" HP Clincher	14.5"	20.5"
24" Knobby	14.5"	21.0"
24" Schwalbe	14.5"	20.5"
24" Kik	14.5"	20.5"
24" Mountain	15.0"	21.0"
25" HP Clincher	15.0"	21.0"
25" Schwalbe	15.0"	21.0"
25" Kik	14.5"	20.5"
26" Pneumatic	16.0"	22.0"
26" HP Clincher	15.5"	21.5"
26" Schwalbe	15.5"	21.5"

Rear Side Frame	Min RSH	Max RSH
Curved	13.5"	21.0"
Straight	13.5"	22.0"
DAB	14.0"	22.0"

Axle Plate	Min RSH	Max RSH
Curved	13.5"	22.0"
Straight	13.5"	22.0"
Offset	13.5"	22.0"
Amputee	13.5"	22.0"



Tire	Wheel	Mag	Lite Spoke	Ultra Lightweight	Spinergy
Pneumatic		20,22,24	20,22,24,26		24,26
Pneumatic w/Airless Insert		20,22,24	20,22,24,26		24,26
Full Poly Tire		20,22,24	20,22,24		
High Pressure Clincher			22,24,25,26	22,24	22,24,25,26
Knobby V-TRAK			24		24
Schwalbe Marathon		24	24,25,26	22,24	24,25,26
Kik Mako Black			24,25		24,25

22" = 489 mm 24" = 540 mm

6. REAR SEAT HEIGHT SET UP (CONT.)

Handrim

*Natural Fits available in 22", 24", and 25". Handrim selection NA w/ Xtender.
Ultra lightweight wheels only available w/ alum anodized handrim. Plastic coated limited to certain rims and sizes*

<input type="checkbox"/>	184HR1	Aluminum Anodized	NC
<input type="checkbox"/>	184HR4	Plastic Coated	\$95.00
<input type="checkbox"/>	184HR22	Natural Fit - Standard Grip	\$375.00
<input type="checkbox"/>	184HR23	Natural Fit - Super Grip	\$410.00
<input type="checkbox"/>	184HR30	Natural Fit LT- Standard Grip	\$375.00
<input type="checkbox"/>	184HR31	Natural Fit LT- Super Grip	\$410.00
<input type="checkbox"/>	184HR24	Spinergy Flex Rim Available on 24" & 25" Spinergy LX wheel	\$525.00

Handrim (Cont)

<input type="checkbox"/>	184HR7	Omit Handrim Option may not be available on all handrims	NC
<input type="checkbox"/>	184HR8	8 Oblique NA w/ Xtender, plastic coated handrims. Only available with 24" or 26" Mag or Lite Spoke rims.	\$240.00

Axle

<input type="checkbox"/>	184AX1	Quick Release Steel	NC
<input type="checkbox"/>	184AX11	Quad Quick Release Mag and Mountain Wheel only	\$90.00

7. BACKREST

Back Height

<input type="checkbox"/>	184B1	Low (9"-12")	NC
<input type="checkbox"/>	184B5	Medium (12"-15")	NC
<input type="checkbox"/>	184B9	Tall (16"-19")	NC
<input type="checkbox"/>	184B66	Depth Adjustable 12"	NC
<input type="checkbox"/>	184B67	Depth Adjustable 14"	NC
<input type="checkbox"/>	184B68	Depth Adjustable 16"	NC
<input type="checkbox"/>	184B69	Depth Adjustable 18"	NC
<input type="checkbox"/>	184B70	Depth Adjustable 20"	NC

Back Height Setting (Std or Angle Adjustable)

<input type="checkbox"/>	184UX4	9"	NC	<input type="checkbox"/>	184UX18	16"	NC
<input type="checkbox"/>	184UX6	10"	NC	<input type="checkbox"/>	184UX20	17"	NC
<input type="checkbox"/>	184UX8	11"	NC	<input type="checkbox"/>	184UX22	18"	NC
<input type="checkbox"/>	184UX10	12"	NC	<input type="checkbox"/>	184UX24	19"	NC
<input type="checkbox"/>	184UX12	13"	NC	<input type="checkbox"/>	184UX26	20"	NC
<input type="checkbox"/>	184UX14	14"	NC	<input type="checkbox"/>	184UX28	21"	NC
<input type="checkbox"/>	184UX16	15"	NC	20" & 21" only w/ Ang Adj Back			

Back Type

<input type="checkbox"/>	184BT10	Standard	NC
<input type="checkbox"/>	184BT20	Angle Adjustable Back (3-5")	\$185.00
<input type="checkbox"/>	184BT22	Angle Adjustable Back (5"-7")	\$185.00
<input type="checkbox"/>	184BT6	Depth Adjustable (Required with DAB)	NC

Back Post Options (Std or Angle Adjustable)

Omit push handles NA w/ stabilizer bar or transit

<input type="checkbox"/>	184BP1	Push Handle Straight	NC
<input type="checkbox"/>	184BP3	Push Handle 8° Med or Tall only. NA w/ Angle Adjustable Backrest	\$25.00
<input type="checkbox"/>	184BP2	Omit Push Handle Straight (NA w/HD)	NC
<input type="checkbox"/>	184BP4	Omit Push Handle 8° (NA w/HD)	\$25.00
<input type="checkbox"/>	184BP8	Omit Back Post & Upholstery Use w/ DAB solid back & Hardware	-\$35.00
<input type="checkbox"/>	184BP5	Angle Adj. Straight Push Handles	NC
<input type="checkbox"/>	184BP6	Angle Adj. Omit Push Handles	NC

Back Post Options (Depth Adjustable Back)

Diagram of DAB in Appendix on page 8. Swing away height range is 22"-28"

<input type="checkbox"/>	184BP33	DAB - Swing Away Stroller Handles	\$100.00
<input type="checkbox"/>	184BP27	DAB - Post Standard (19")	NC
<input type="checkbox"/>	184BP28	DAB - Post Medium (22")	NC
<input type="checkbox"/>	184BP29	DAB - Post Tall (25")	NC

Stabilizer Bar

<input type="checkbox"/>	184SZ1	Stabilizer Bar Standard with Heavy Duty Package	\$105.00
--------------------------	--------	---	----------

Backrest Upholstery (Standard or Angle Adjustable)

<input type="checkbox"/>	184BU1	Standard Upholstery	NC
<input type="checkbox"/>	184BU8	Tension Adjustable Upholstery NA w/ Depth Adj. Back	\$175.00
<input type="checkbox"/>	184BU28	Omit DAB Solid Back and Hardware	NC
<input type="checkbox"/>	184BU29	Omit DAB Solid Back Include Hardware	\$80.00
<input type="checkbox"/>	184BU23	Depth Adjustable Solid Back	\$195.00
<input type="checkbox"/>	184BU14	Omit Back Upholstery	-\$15.00

Backrest Option

<input type="checkbox"/>	184OD4	Reinforced Upholstery Only avail w/ Std Back Upholstery & HD package	\$50.00
--------------------------	--------	--	---------

JAY Back (Optional)

<input type="checkbox"/>	184JB01	J3 Back (See J3 Order Form)	Price List
--------------------------	---------	-----------------------------	------------

Stroller Handles

Only available w/ omit push handles. NA w/Xtender, DAB, amputee axle plate, push handles when angle adjustable back is selected, flip-back or flip-back height adjustable armrests, and JAY backs.

<input type="checkbox"/>	184SR2	Regular Stroller Handles	\$125.00
<input type="checkbox"/>	184SR3	Tall Stroller Handles	\$125.00

Angle Adjustable Backrest Chart

Back Tube Height	Low	Medium	Tall
Pivot Regular set at 3"	12" 13" 14"	15" 16" 17"	17" 18" 19"
Pivot Regular set at 4"	13" 14" 15"	16" 17" 18"	18" 19" 20"
Pivot Regular set at 5"	14" 15" 16"	17" 18" 19"	19" 20" 21"
Pivot Tall set at 5"	14" 15" 16"	17" 18" 19"	19" 20" 21"
Pivot Tall set at 6"	15" 16" 17"	18" 19" 20"	N/A
Pivot Tall set at 7"	16" 17" 18"	19" 20" 21"	N/A

Adjustable Pivot Point Measurement from Seat Sling

If back height option is not chosen, middle option will be present

7. BACKREST (CONT.)

Angle Adjustable Backrest Pivot Height

Standard push handles only. Some interference w/ Padded SA arms. NA w/ flip-back or flip-back height adjustable armrests.

<input type="checkbox"/>	184AH1	Angle Adjustable Pivot 3"	NC
<input type="checkbox"/>	184AH2	Angle Adjustable Pivot 4"	NC
<input type="checkbox"/>	184AH3	Angle Adjustable Pivot 5"	NC
<input type="checkbox"/>	184AH4	Angle Adjustable Pivot 6"	NC
<input type="checkbox"/>	184AH5	Angle Adjustable Pivot 7"	NC

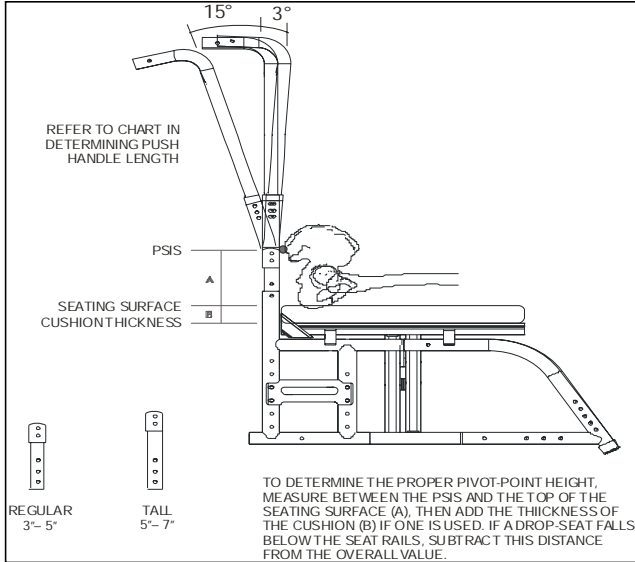
Preset Angle Adjustable Backrest (-15° to +3°) (Optional)

<input type="checkbox"/>	184BD5	Back Angle - 15°	NC
<input type="checkbox"/>	184BD4	Back Angle - 12°	NC
<input type="checkbox"/>	184BD3	Back Angle - 6°	NC
<input type="checkbox"/>	184BD2	Back Angle - 0°	NC
<input type="checkbox"/>	184BD1	Back Angle +3°	NC

Military Service Patches (Optional)

Only available on tension adjustable upholstery and J3 Back

<input type="checkbox"/>	184VU1	Marines Patch	\$90.00
<input type="checkbox"/>	184VU2	Army Patch	\$90.00
<input type="checkbox"/>	184VU3	Navy Patch	\$90.00
<input type="checkbox"/>	184VU4	Air Force Patch	\$90.00
<input type="checkbox"/>	184VU12	Coast Guard Patch	\$90.00
<input type="checkbox"/>	184VU5	Purple Heart Patch	\$90.00
<input type="checkbox"/>	184VU8	Purple Heart with Marines Patch	\$145.00
<input type="checkbox"/>	184VU9	Purple Heart with Army Patch	\$145.00
<input type="checkbox"/>	184VU10	Purple Heart with Navy Patch	\$145.00
<input type="checkbox"/>	184VU11	Purple Heart with Air Force Patch	\$145.00
<input type="checkbox"/>	184VU13	Purple Heart with Coast Guard Patch	\$145.00



8. ARMREST

Padded Swing Away

NA w/ DAB, transit, Xtender or Amputee axle. Some limitations may exist with integral push handles, some RSTFHs and wheel sizes

<input type="checkbox"/>	184AA18	E0973	Padded Swing-Away STD (9" to 13")	\$195.00
		Setting <input type="checkbox"/> 9" <input type="checkbox"/> 10" <input type="checkbox"/> 11" <input type="checkbox"/> 12" <input type="checkbox"/> 13"		

Height Adjustable

<input type="checkbox"/>	184AA11	E0973	Single Post Hgt. Adj. Std	\$265.00
<input type="checkbox"/>	184AA29	E0973	Single Post Hgt. Adj. Low	\$265.00

Flip Back

NA w/ DAB, Xtender, small frame, amputee axle, highest axle on rounded rear frame, or angle adjustable back.

<input type="checkbox"/>	184AA6	E0973	Flip Back Height Adj (Classic)	\$275.00
<input type="checkbox"/>	184AA65	E0973	Flip Back Height Adj (LITE)	\$275.00
<input type="checkbox"/>	184AA5	K0015	Flip Back	NC

Flip Up (For use with Depth Adjustable Back)

Requires an Armpad Foam from the Arm Pad section below

<input type="checkbox"/>	184AA7	E0973	Length Adjustable Locking Flip-up	\$260.00
<input type="checkbox"/>	184AA1	E0973	Adj. Locking Flip-up	\$250.00

Omit Armrest

<input type="checkbox"/>	184AA14		Omit Armrest	NC
--------------------------	---------	--	--------------	----

Armpad for Height Adjustable

For flip back, single post, and flip up- contour pad not recommended for tray tables. Contour only available with single post height adjustable.

<input type="checkbox"/>	184AM23		Desk Length - Classic (10")	NC
<input type="checkbox"/>	184AM21		Desk Length - Contour (10")	NC
<input type="checkbox"/>	184AM24		Full Length - Classic (14")	NC
<input type="checkbox"/>	184AM22		Full Length - Contour (14")	NC
<input type="checkbox"/>	184AM9		Armpad Foam - Short (Flip Up armrests)	NC
<input type="checkbox"/>	184AM10		Armpad Foam - Long (Flip Up armrests)	NC

9. KEY OPTIONS & ACCESSORIES

Wheel Lock

Ergo & compact NA w/ short frame or amputee axle plate. Additional No Gos may exist depending on wheel size and position

<input type="checkbox"/>	184WL1	High Mount Push	NC
<input type="checkbox"/>	184WL2	High Mount Pull	NC
<input type="checkbox"/>	184WL27	Ergo Scissor	\$110.00
<input type="checkbox"/>	184WL30	Compact	\$125.00
<input type="checkbox"/>	184WL10	Omit	NC

Wheel Lock Option

<input type="checkbox"/>	184WL24	Unilateral Wheel Lock Right	\$200.00
<input type="checkbox"/>	184WL23	Unilateral Wheel Lock Left	\$200.00
<input type="checkbox"/>	184WL12	Do Not Mount	NC

Extension Handle

NA w/ ergo scissor or compact wheel locks

<input type="checkbox"/>	184EH7	E0961	Extension Handle (Pair)	\$65.00
--------------------------	--------	-------	-------------------------	---------

Grade Aid

Only available w/ high mount push or pull to lock wheel locks on pneumatic or pneumatic w/ airless tire options

<input type="checkbox"/>	184GA1	E0974	Grade Aid	\$150.00
--------------------------	--------	-------	-----------	----------

Seat Sling

<input type="checkbox"/>	184SL1	Standard Seat Sling	NC
<input type="checkbox"/>	184SL6	Omit Seat Sling	-\$15.00

Cushion

<input type="checkbox"/>	184CU1	E2601	2" Cushion	\$95.00
--------------------------	--------	-------	------------	---------

JAY Cushions (Optional)

To order any JAY cushions on-chair, please see the JAY price list.

Cushion name or part number must be filled out with desired width and depth

<input type="checkbox"/>	184JC20	JAY Bundled Cushion		
		Cushion Name or Part #		Price List
		Width: _____	Depth: _____	

Side Guard

Plastic side guards NA w/ height adj. arms. Side guard interference w/ Padded SA arms at some heights may exist.

<input type="checkbox"/>	184SG33	K0108	Plastic Standard (8.5" High)	\$125.00
<input type="checkbox"/>	184SG29	K0108	Plastic Low (6.5" High)	\$125.00

Anti-Tip

<input type="checkbox"/>	184AT1	E0971	Rear Anti-Tip (Included with Xtender)	\$135.00
--------------------------	--------	-------	---------------------------------------	----------

Transit Option

NA w/ padded swing away arms, stroller handles or Xtender

<input type="checkbox"/>	184TO1	Transit System	\$315.00
--------------------------	--------	----------------	----------

Backpack

<input type="checkbox"/>	184A1	Quickie Backpack Black	\$55.00
<input type="checkbox"/>	184A2	Quickie Kids Backpack Black	\$50.00

Seat Pouch

<input type="checkbox"/>	184A8	Quickie Seat Pouch Black	\$45.00
--------------------------	-------	--------------------------	---------

Additional Cover & Pack Accessories

<input type="checkbox"/>	184A500		Gel Cover Hanger/Frame	\$105.00
<input type="checkbox"/>	184A994		Gel Cover Swing Away Arm	\$105.00

Positioning Belts

<input type="checkbox"/>	184A141	E0978	Belt 1.5" Auto Buckle w/Clamps	\$70.00
<input type="checkbox"/>	184A117	E0978	Belt 2" Aircraft Buckle w/Clamps	\$110.00
<input type="checkbox"/>	184A118	E0978	Belt 2" Aircraft Buckle Pad w/Clamp	\$120.00
<input type="checkbox"/>	184A120	K0108	Positioning Belt Slide Clamps	\$50.00

Spoke Guards

Only available w/ Mag, Mountain, and Lite Spoke wheels

<input type="checkbox"/>	184A302	K0065	Quickie Clear Spoke Guards	\$115.00
<input type="checkbox"/>	184A23	K0065	Black Spoke Guards	\$115.00

Miscellaneous

<input type="checkbox"/>	184A82		Caddy (NA w/ front mount hangers)	\$45.00
<input type="checkbox"/>	184A49	E2207	Crutch Holder	\$195.00
<input type="checkbox"/>	184A55	K0038	Extra Leg Strap Black	\$30.00
<input type="checkbox"/>	184IG2		Impact Guard Neoprene	\$85.00
<input type="checkbox"/>	184A73	K0105	IV Holder	\$275.00
<input type="checkbox"/>	184A145	E2208	O2 Holder (NA w/ transit)	\$310.00
<input type="checkbox"/>	184A83		Tool Kit	\$45.00

Tray Tables

<input type="checkbox"/>	184A30	E0950	Small (13"-14")	\$250.00
<input type="checkbox"/>	184A31	E0950	Medium (15"-17")	\$250.00
<input type="checkbox"/>	184A32	E0950	Large (18"-20")	\$250.00
<input type="checkbox"/>	184A33	E0950	X-Large (21"-22")	\$250.00

Color selection on next page

9. KEY OPTIONS & ACCESSORIES (CONT.)

Standard Frame Colors			
<input type="checkbox"/>	184C140	Aztec Gold	NEW! NC
<input type="checkbox"/>	184C2	Black <i>(Not avail as base w/Zebra)</i>	NC
<input type="checkbox"/>	184C141	Black Cherry	NEW! NC
<input type="checkbox"/>	184C10	Black Opal	NC
<input type="checkbox"/>	184C38	Blue Opal	NC
<input type="checkbox"/>	184C36	Candy Blue	NC
<input type="checkbox"/>	184C14	Candy Purple	NC
<input type="checkbox"/>	184C35	Candy Red	NC
<input type="checkbox"/>	184C142	Electric Blue	NEW! NC
<input type="checkbox"/>	184C143	Evergreen	NEW! NC
<input type="checkbox"/>	184C126	Glow	NC
<input type="checkbox"/>	184C144	Green Applie	NEW! NC
<input type="checkbox"/>	184C147	Hot Sparkle Pink	NEW! NC
<input type="checkbox"/>	184C148	Mauve Pink	NEW! NC
<input type="checkbox"/>	184C103	Rootbeer	NC
<input type="checkbox"/>	184C114	Sparkle Silver	NC
<input type="checkbox"/>	184C145	Sunrise Orange	NEW! NC
<input type="checkbox"/>	184C113	Titanium Color Paint	NC
<input type="checkbox"/>	184C8	Yellow	NC

Matte Frame Colors			
<input type="checkbox"/>	184C116	Matte Black	NC
<input type="checkbox"/>	184C151	Matte Black Cherry	NEW! NC
<input type="checkbox"/>	184C150	Matte Electric Blue	NEW! NC
<input type="checkbox"/>	184C149	Matte Evergreen	NEW! NC
<input type="checkbox"/>	184C152	Matte Purple	NEW! NC

Custom Frame Color			
<input type="checkbox"/>	184C112	Desert Camouflage	\$295.00
<input type="checkbox"/>	184C43	Mossy Oak Camouflage	\$295.00
<input type="checkbox"/>	184C42	Stars & Stripes	\$295.00
<input type="checkbox"/>	184C108	Zebra <i>(Choose above base color) Std with White unless above base paint is chosen NA w/ Black</i>	\$295.00

Built for Me

To inquire about any unique customization for Quickie products, contact: Phone: (800) 333 - 4000, Fax: (800) 333 9011



Quickie 2 Seat To Floor Height Matrix - Standard Frame *Hemi options will result in a reduction of approx 1 3/4"
 * Values Given are Estimates. Actual seat to floor height may vary based on seat depth and front seat to floor height selection.

All 3" Casters						
Fork Size	Stem Size	Bolt Position				
		5	4	3	2	1
Multi Position Short	Std	-	-	-	16.5	17.0
	3/4"	-	-	-	17.0	17.5
	1 1/2"	-	-	-	18.0	18.5
Multi Position Tall	Std	-	-	-	18.5	19.0
	3/4"	-	-	-	19.0	19.5
	1 1/2"	-	-	-	20.0	20.5
3"	Std	-	-	-	-	15.0
	3/4"	-	-	-	-	15.5
	1 1/2"	-	-	-	-	16.5
5 1/4"	Std	-	-	-	-	17.0
	3/4"	-	-	-	-	18.0
	1 1/2"	-	-	-	-	18.5
6"	Std	-	-	-	-	18.0
	3/4"	-	-	-	-	18.5
	1 1/2"	-	-	-	-	19.5
7"	Std	-	-	-	-	19.0
	3/4"	-	-	-	-	19.5
	1 1/2"	-	-	-	-	20.5
8" X 2"	Std	-	-	-	-	-
	3/4"	-	-	-	-	-
	1 1/2"	-	-	-	-	-
Frog Legs	Std	-	-	-	16.5	17.0
	1 1/2"	-	-	-	18.0	18.5

All 4" Casters						
Fork Size	Stem Size	Bolt Position				
		5	4	3	2	1
Multi Position Short	Std	-	-	-	16.5	17.0
	3/4"	-	-	-	17.5	18.0
	1 1/2"	-	-	-	18.5	19.0
Multi Position Tall	Std	-	-	-	18.5	19.0
	3/4"	-	-	-	19.5	20.0
	1 1/2"	-	-	-	20.5	21.0
3"	Std	-	-	-	-	-
	3/4"	-	-	-	-	-
	1 1/2"	-	-	-	-	-
5 1/4"	Std	-	-	-	16.5	17.0
	3/4"	-	-	-	18.0	18.5
	1 1/2"	-	-	-	18.5	19.0
6"	Std	-	-	-	18.0	18.5
	3/4"	-	-	-	18.5	19.0
	1 1/2"	-	-	-	19.5	20.0
7"	Std	-	-	-	19.0	19.5
	3/4"	-	-	-	19.5	20.0
	1 1/2"	-	-	-	20.5	21.0
8" X 2"	Std	-	-	-	-	-
	3/4"	-	-	-	-	-
	1 1/2"	-	-	-	-	-
Frog Legs	Std	-	-	-	16.5	17.0
	1 1/2"	-	-	-	18.0	18.5

All 5" Casters						
Fork Size	Stem Size	Bolt Position				
		5	4	3	2	1
Multi Position Short	Std	-	-	-	16.5	17.0
	3/4"	-	-	-	17.5	18.0
	1 1/2"	-	-	-	19.0	19.5
Multi Position Tall	Std	-	-	-	18.5	19.0
	3/4"	-	-	-	19.5	20.0
	1 1/2"	-	-	-	21.0	21.5
3"	Std	-	-	-	-	-
	3/4"	-	-	-	-	-
	1 1/2"	-	-	-	-	-
5 1/4"	Std	-	-	-	17.0	17.5
	3/4"	-	-	-	18.0	18.5
	1 1/2"	-	-	-	19.0	19.5
6"	Std	-	-	-	18.0	18.5
	3/4"	-	-	-	18.5	19.0
	1 1/2"	-	-	-	20.0	20.5
7"	Std	-	-	-	19.0	19.5
	3/4"	-	-	-	19.5	20.0
	1 1/2"	-	-	-	21.0	21.5
8" X 2"	Std	-	-	-	-	-
	3/4"	-	-	-	-	-
	1 1/2"	-	-	-	-	-
Frog Legs	Std	-	-	-	17.5	18.0
	1 1/2"	-	-	-	19.0	19.5

All 6" Casters						
Fork Size	Stem Size	Bolt Position				
		5	4	3	2	1
Multi Position Short	Std	-	-	-	17.0	18.0
	3/4"	-	-	-	18.5	19.0
	1 1/2"	-	-	-	19.0	19.5
Multi Position Tall	Std	18.0	18.5	19.0	19.5	20.0
	3/4"	-	-	-	20.5	21.0
	1 1/2"	-	-	-	21.0	21.5
3"	Std	-	-	-	-	-
	3/4"	-	-	-	-	-
	1 1/2"	-	-	-	-	-
5 1/4"	Std	-	-	-	17.5	18.0
	3/4"	-	-	-	18.5	19.0
	1 1/2"	-	-	-	19.5	20.0
6"	Std	-	-	-	17.5	18.0
	3/4"	-	-	-	19.5	20.0
	1 1/2"	-	-	-	20.0	20.5
7"	Std	-	-	-	18.5	19.0
	3/4"	-	-	-	20.5	21.0
	1 1/2"	-	-	-	21.0	21.5
8" X 2"	Std	-	-	-	-	-
	3/4"	-	-	-	-	-
	1 1/2"	-	-	-	-	-
Frog Legs	Std	-	-	-	-	18.5
	1 1/2"	-	-	-	-	20.0

All 7" Casters						
Fork Size	Stem Size	Bolt Position				
		5	4	3	2	1
Multi Position Short	Std	-	-	-	-	19.0
	3/4"	-	-	-	-	19.5
	1 1/2"	-	-	-	-	20.5
Multi Position Tall	Std	-	-	-	19.5	20.0
	3/4"	-	-	-	21.0	21.5
	1 1/2"	-	-	-	22.0	-
3"	Std	-	-	-	-	-
	3/4"	-	-	-	-	-
	1 1/2"	-	-	-	-	-
5 1/4"	Std	-	-	-	18.5	19.0
	3/4"	-	-	-	19.5	20.0
	1 1/2"	-	-	-	20.0	20.5
6"	Std	-	-	-	19.0	19.5
	3/4"	-	-	-	20.0	20.5
	1 1/2"	-	-	-	21.0	21.5
7"	Std	-	-	-	19.5	20.0
	3/4"	-	-	-	21.0	21.5
	1 1/2"	-	-	-	22.0	-
8" X 2"	Std	-	-	-	-	-
	3/4"	-	-	-	-	-
	1 1/2"	-	-	-	-	-
Frog Legs	Std	-	-	-	-	-
	1 1/2"	-	-	-	-	-

All 8" x 1.5" Casters						
Fork Size	Stem Size	Bolt Position				
		5	4	3	2	1
Multi Position Short	Std	-	-	-	-	-
	3/4"	-	-	-	-	-
	1 1/2"	-	-	-	-	-
Multi Position Tall	Std	-	-	-	-	-
	3/4"	-	-	-	-	-
	1 1/2"	-	-	-	-	-
3"	Std	-	-	-	-	-
	3/4"	-	-	-	-	-
	1 1/2"	-	-	-	-	-
5 1/4"	Std	-	-	-	18.5	19.0
	3/4"	-	-	-	19.5	20.0
	1 1/2"	-	-	-	20.0	20.5
6"	Std	-	-	-	19.0	19.5
	3/4"	-	-	-	20.0	20.5
	1 1/2"	-	-	-	21.0	21.5
7"	Std	-	-	-	19.5	20.0
	3/4"	-	-	-	21.0	21.5
	1 1/2"	-	-	-	22.0	-
8" X 2"	Std	-	-	-	-	-
	3/4"	-	-	-	-	-
	1 1/2"	-	-	-	-	-
Frog Legs	Std	-	-	-	-	-
	1 1/2"	-	-	-	-	-

All 8" x 2" Casters						
Fork Size	Stem Size	Bolt Position				
		5	4	3	2	1
Multi Position Short	Std	-	-	-	-	-
	3/4"	-	-	-	-	-
	1 1/2"	-	-	-	-	-
Multi Position Tall	Std	-	-	-	-	-
	3/4"	-	-	-	-	-
	1 1/2"	-	-	-	-	-
3"	Std	-	-	-	-	-
	3/4"	-	-	-	-	-
	1 1/2"	-	-	-	-	-
5 1/4"	Std	-	-	-	-	-
	3/4"	-	-	-	-	-
	1 1/2"	-	-	-	-	-
6"	Std	-	-	-	-	-
	3/4"	-	-	-	-	-
	1 1/2"	-	-	-	-	-
7"	Std	-	-	-	-	-
	3/4"	-	-	-	-	-
	1 1/2"	-	-	-	-	-
8" X 2"	Std	-	-	-	19.5	20.5
	3/4"	-	-	-	20.0	21.0
	1 1/2"	-	-	-	-	22.0
Frog Legs	Std	-	-	-	-	-
	1 1/2"	-	-	-	-	-

All Other 8" Casters						
Fork Size	Stem Size	Bolt Position				
		5	4	3	2	1
Multi Position Short	Std	-	-	-	-	-
	3/4"	-	-	-	-	-
	1 1/2"	-	-	-	-	-
Multi Position Tall	Std	19.0	19.5	20.0	20.5	21.0
	3/4"	-	-	-	21.5	22.0
	1 1/2"	-	-	-	22.0	-
3"	Std	-	-	-	-	-
	3/4"	-	-	-	-	-
	1 1/2"	-	-	-	-	-
5 1/4"	Std	-	-	-	-	19.5
	3/4"	-	-	-	-	20.0
	1 1/2"	-	-	-	-	21.0
6"	Std	-	-	-	19.5	20.0
	3/4"	-	-	-	20.5	21.0
	1 1/2"	-	-	-	21.0	21.5
7"	Std	-	-	-	19.5	20.0
	3/4"	-	-	-	21.5	22.0
	1 1/2"	-	-	-	22.0	-
8" X 2"	Std	-	-	-	-	-
	3/4"	-	-	-	-	-
	1 1/2"	-	-	-	-	-
Frog Legs	Std	-	-	-	-	-
	1 1/2"	-	-	-	-	-

